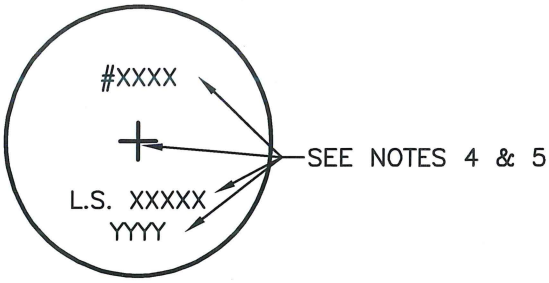

BRASS DISK DETAIL

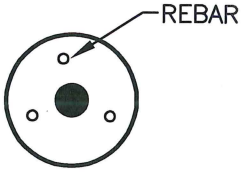

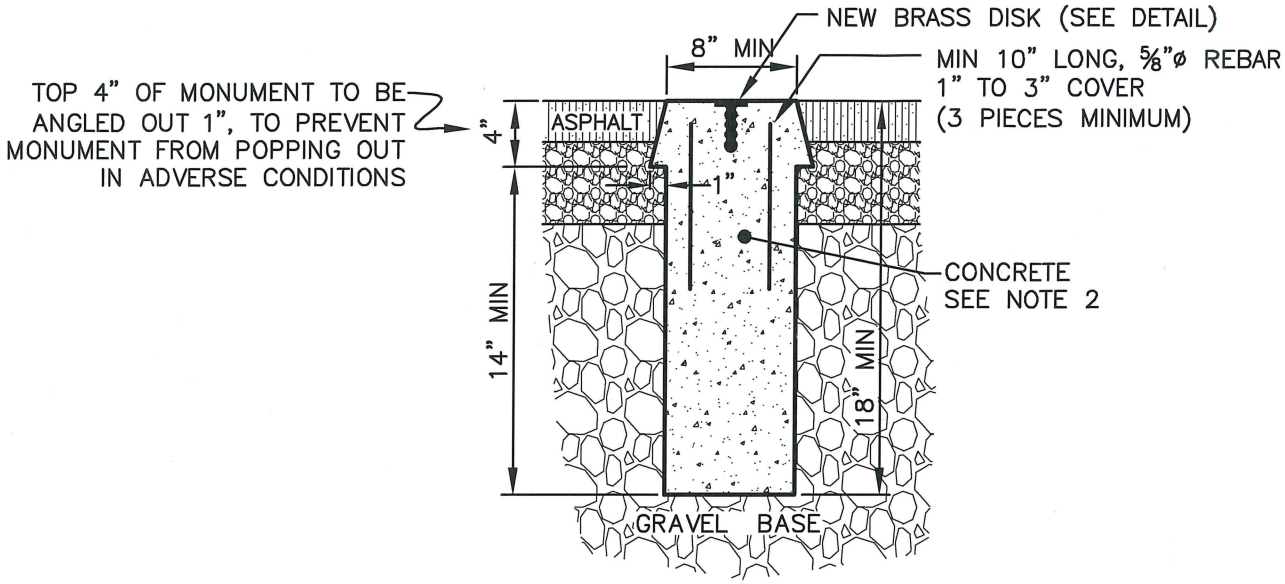

GENERAL NOTES:

1. BRASS DISK TO BE EQUAL TO OR BETTER THAN SURV-KAP MODEL M/M-B2 (2" DIAMETER WITH ¾" DIAMETER x 2" SHANK).
2. EXCAVATION SHALL BE FILLED WITH CLASS 4,000 CONCRETE PER APWA SECTION 03 30 04.
3. POSITION BRASS DISK SO THAT PUNCH-MARK FALLS NO CLOSER THAN ¼" FROM THE EDGE OF DISK.
4. EXACT LOCATION OF CONTROL POINT SHALL BE PUNCHED AFTER CONCRETE HAS SET.
5. DISK SHALL BE STAMPED WITH CITY ASSIGNED MONUMENT NUMBER, SURVEYOR'S LICENSE NUMBER, AND THE YEAR THE MONUMENT IS PUNCHED (YYYY).
6. TIE OUT THE MONUMENT USING TRANSIT TIES WITH DISTANCES AND TWO ANGLES. SUBMIT TIE-OUT DOCUMENTATION ON CITY MONUMENT INFORMATION FORM TO CITY PUBLIC WORKS.
7. COMPLETE THE DNR MONUMENT REMOVAL PERMIT PROCESS. (RCW 58.24.040, WAC 332-120).

APPROVED	CITY OF BELLINGHAM	DRAWING
City Engineer — Date: 12/12/14	MONUMENT IN PAVEMENT NEW OR EXISTING	ST-170