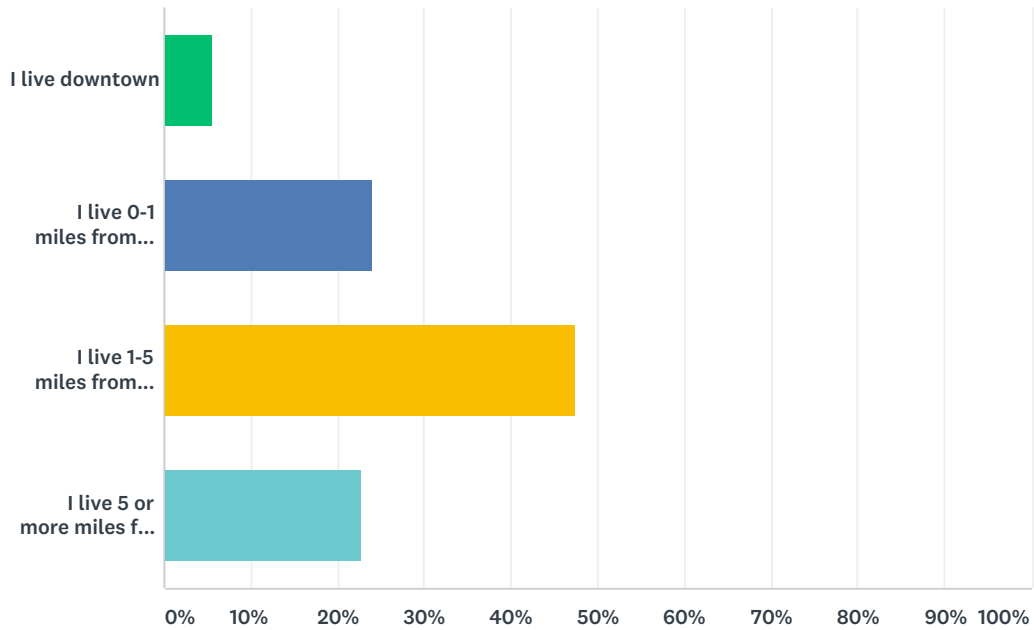


Q1 How far do you live from downtown Bellingham?

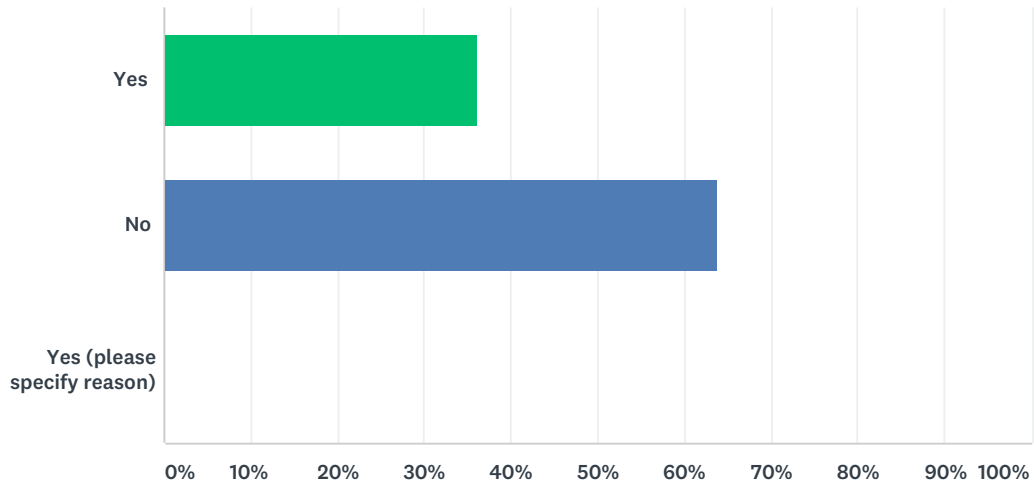
Answered: 2,604 Skipped: 4



ANSWER CHOICES	RESPONSES	
I live downtown	5.57%	145
I live 0-1 miles from downtown	24.16%	629
I live 1-5 miles from downtown	47.54%	1,238
I live 5 or more miles from downtown	22.73%	592
TOTAL		2,604

Q2 Would you consider living downtown?

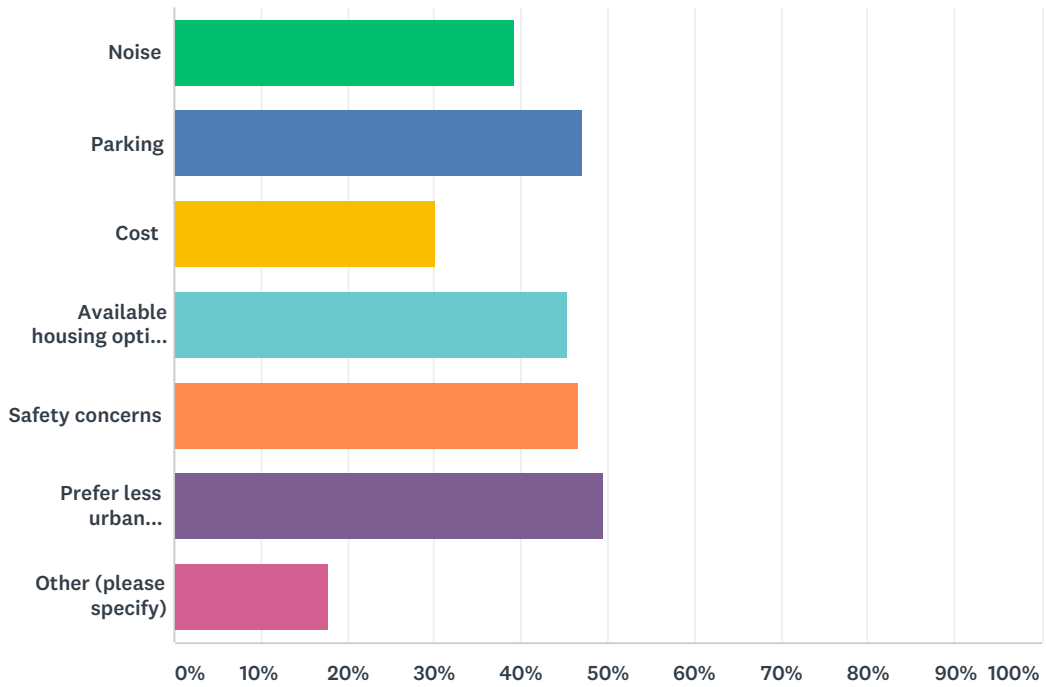
Answered: 1,825 Skipped: 783



ANSWER CHOICES	RESPONSES	
Yes	36.27%	662
No	63.73%	1,163
Yes (please specify reason)	0.00%	0
TOTAL		1,825

Q3 Why would you not consider living downtown?

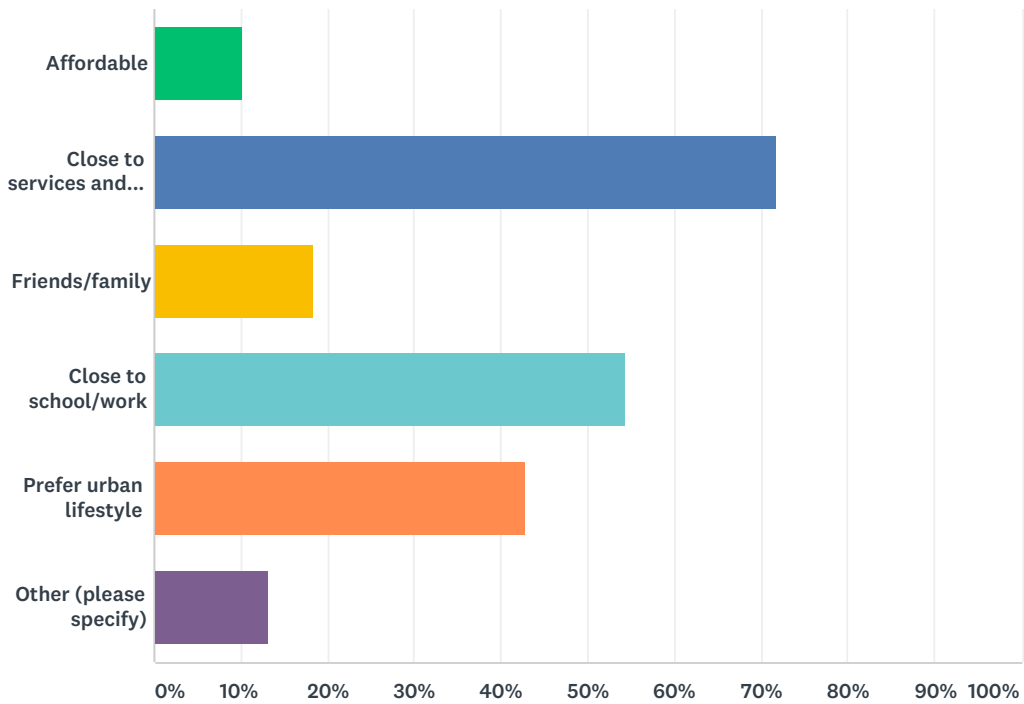
Answered: 1,154 Skipped: 1,454



ANSWER CHOICES	RESPONSES	
Noise	39.43%	455
Parking	47.05%	543
Cost	30.16%	348
Available housing options (size, pet-friendly, etc.)	45.41%	524
Safety concerns	46.62%	538
Prefer less urban environment	49.65%	573
Other (please specify)	17.85%	206
Total Respondents: 1,154		

Q4 Why do you choose to live in or close to downtown? (Check all that apply)

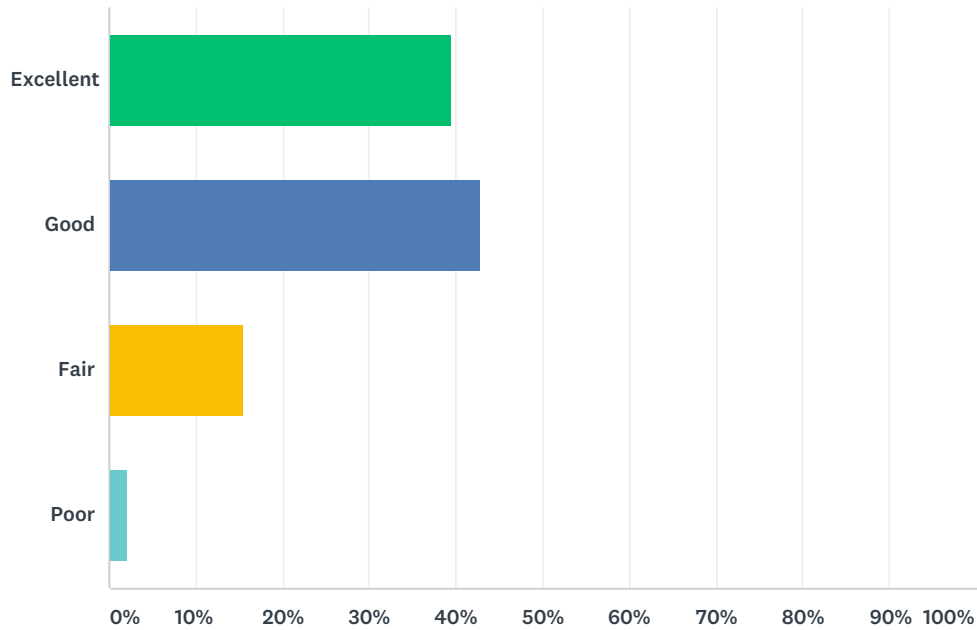
Answered: 827 Skipped: 1,781



ANSWER CHOICES	RESPONSES	
Affordable	10.16%	84
Close to services and entertainment	71.70%	593
Friends/family	18.50%	153
Close to school/work	54.41%	450
Prefer urban lifestyle	42.93%	355
Other (please specify)	13.18%	109
Total Respondents: 827		

Q5 Rate the quality/condition of your housing unit:

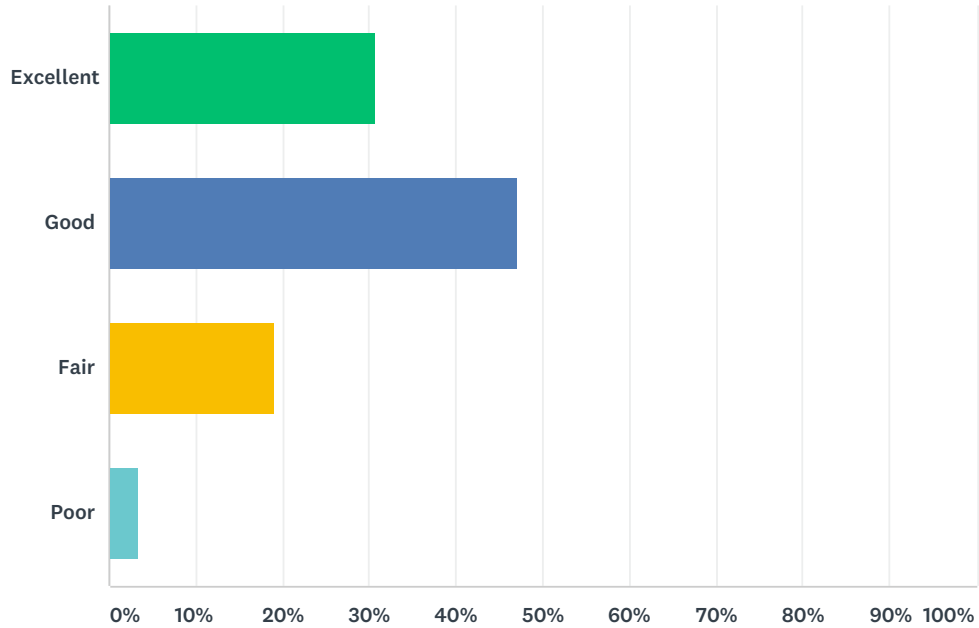
Answered: 824 Skipped: 1,784



ANSWER CHOICES	RESPONSES	
Excellent	39.44%	325
Good	42.96%	354
Fair	15.53%	128
Poor	2.06%	17
TOTAL		824

Q6 Rate the safety of your building or block:

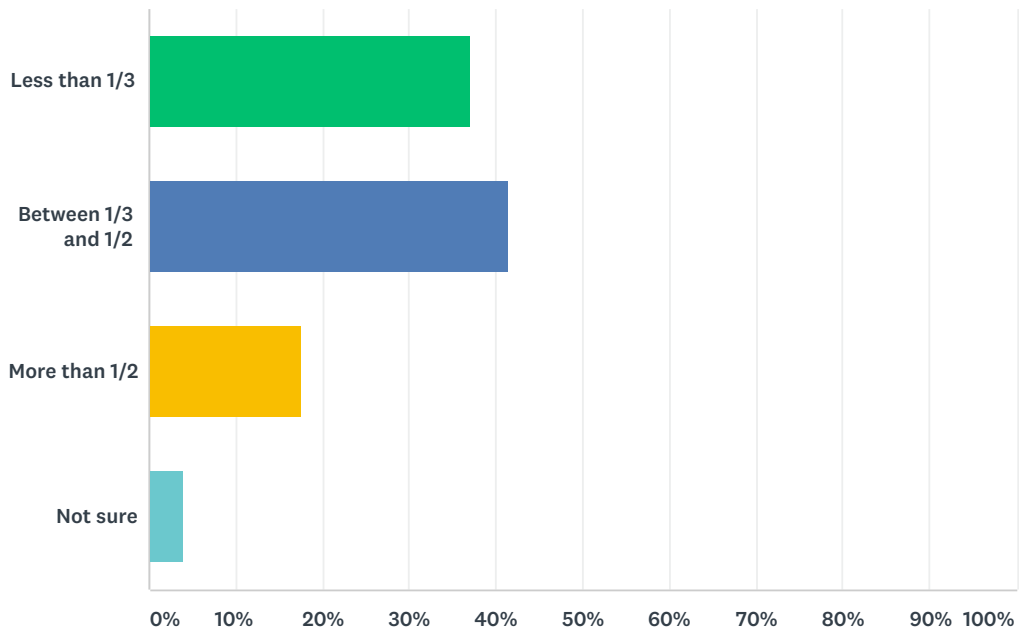
Answered: 821 Skipped: 1,787



ANSWER CHOICES	RESPONSES	
Excellent	30.69%	252
Good	47.02%	386
Fair	19.00%	156
Poor	3.29%	27
TOTAL		821

Q7 What percent of your monthly income do you spend on rent/mortgage and utilities?

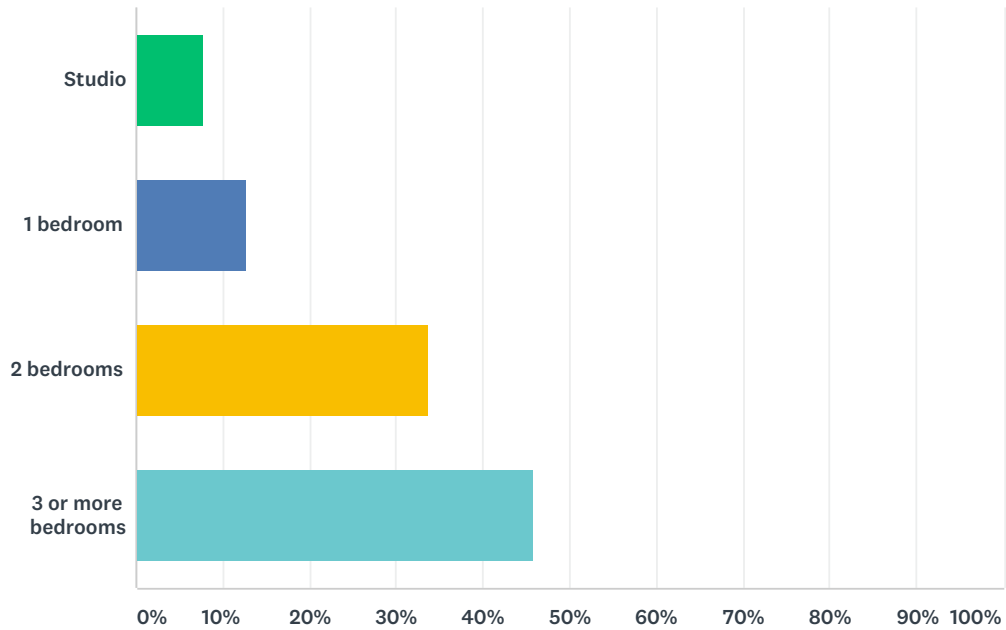
Answered: 816 Skipped: 1,792



ANSWER CHOICES	RESPONSES	
Less than 1/3	37.01%	302
Between 1/3 and 1/2	41.42%	338
More than 1/2	17.65%	144
Not sure	3.92%	32
TOTAL		816

Q8 Select your type of unit:

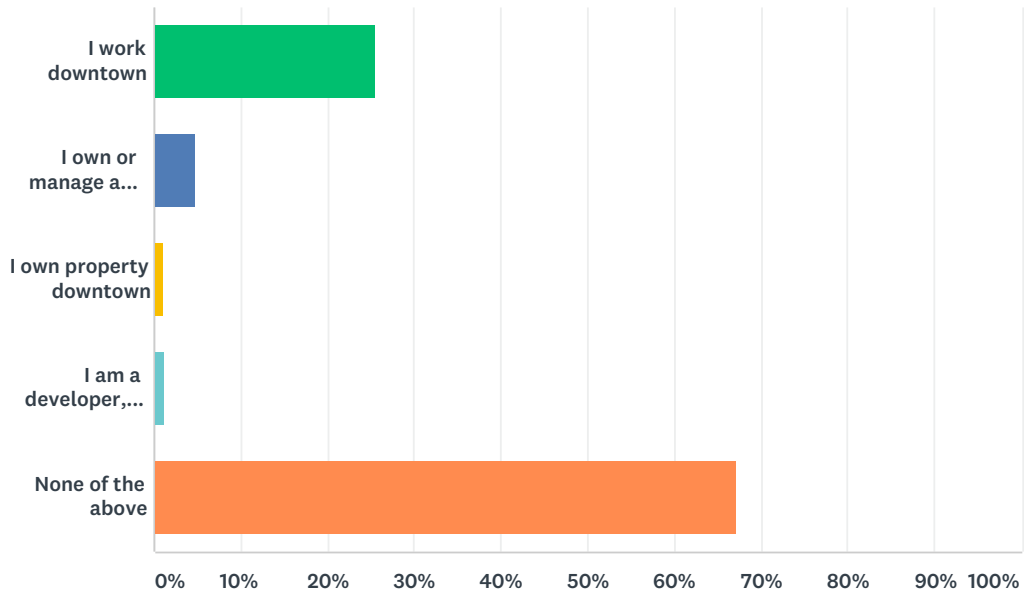
Answered: 818 Skipped: 1,790



ANSWER CHOICES	RESPONSES	
Studio	7.70%	63
1 bedroom	12.84%	105
2 bedrooms	33.74%	276
3 or more bedrooms	45.72%	374
TOTAL		818

Q9 Select your business-related interests downtown:

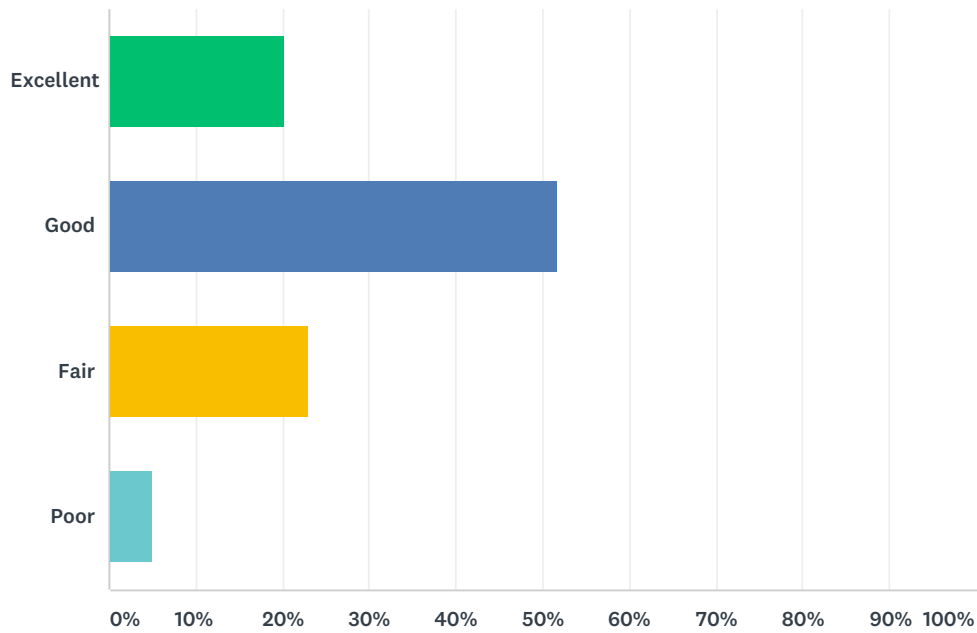
Answered: 2,538 Skipped: 70



ANSWER CHOICES	RESPONSES	
I work downtown	25.45%	646
I own or manage a business downtown	4.85%	123
I own property downtown	1.14%	29
I am a developer, financier or real estate agent with interests downtown	1.34%	34
None of the above	67.22%	1,706
TOTAL		2,538

Q10 Overall, how would you rate downtown Bellingham as a place to work or do business?

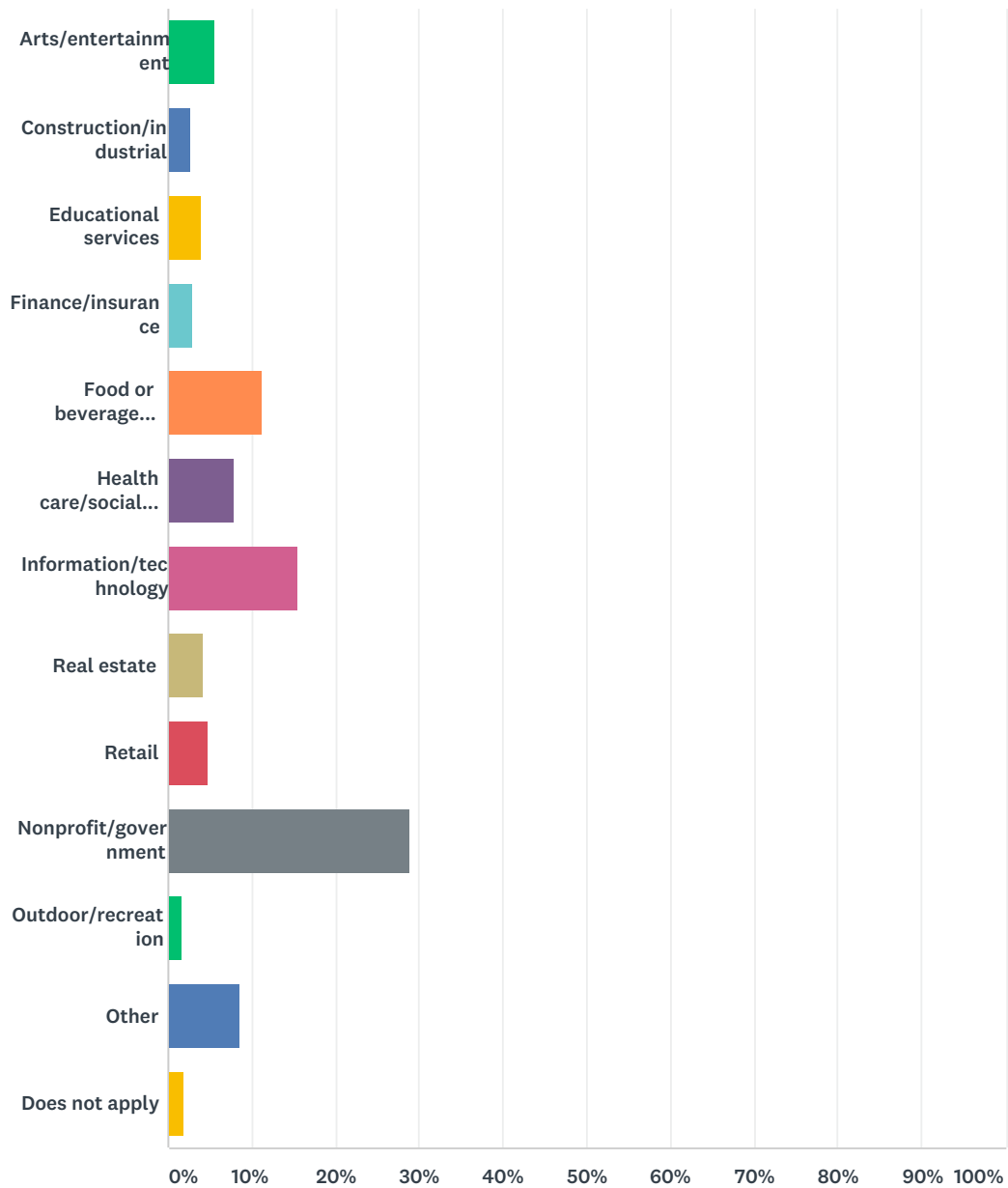
Answered: 780 Skipped: 1,828



ANSWER CHOICES	RESPONSES	
Excellent	20.38%	159
Good	51.67%	403
Fair	22.95%	179
Poor	5.00%	39
TOTAL		780

Q11 What kind of business do you work for/own/have interests in downtown?

Answered: 778 Skipped: 1,830



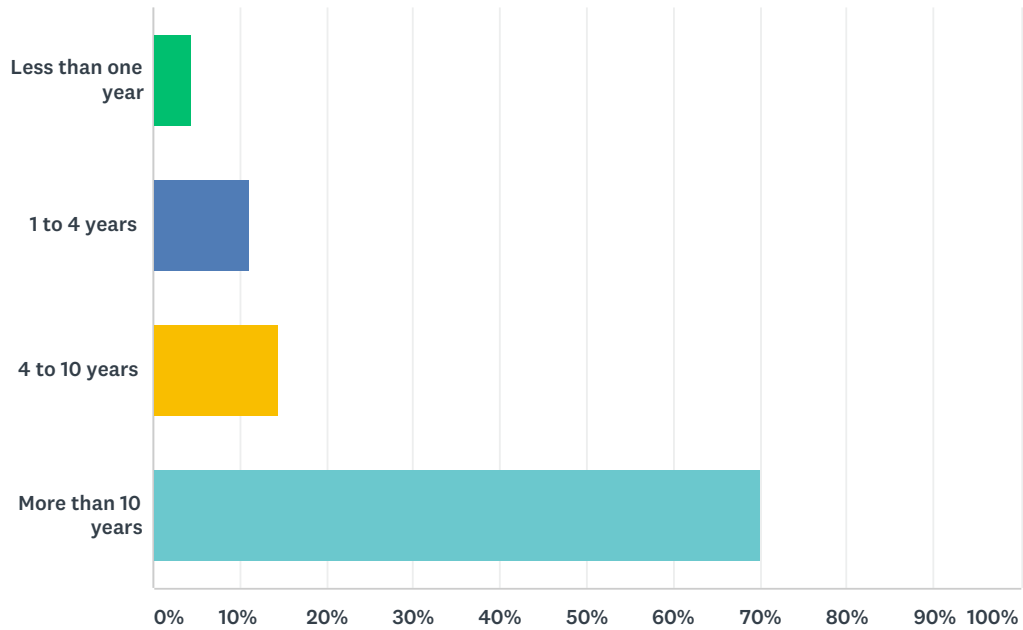
ANSWER CHOICES	RESPONSES
Arts/entertainment	5.66% 44
Construction/industrial	2.70% 21
Educational services	3.98% 31
Finance/insurance	2.96% 23
Food or beverage service	11.31% 88

2019 Downtown Bellingham Survey

Health care/social services	7.97%	62
Information/technology	15.42%	120
Real estate	4.11%	32
Retail	4.76%	37
Nonprofit/government	28.92%	225
Outdoor/recreation	1.67%	13
Other	8.61%	67
Does not apply	1.93%	15
TOTAL		778

Q12 How long has the business been operating downtown?

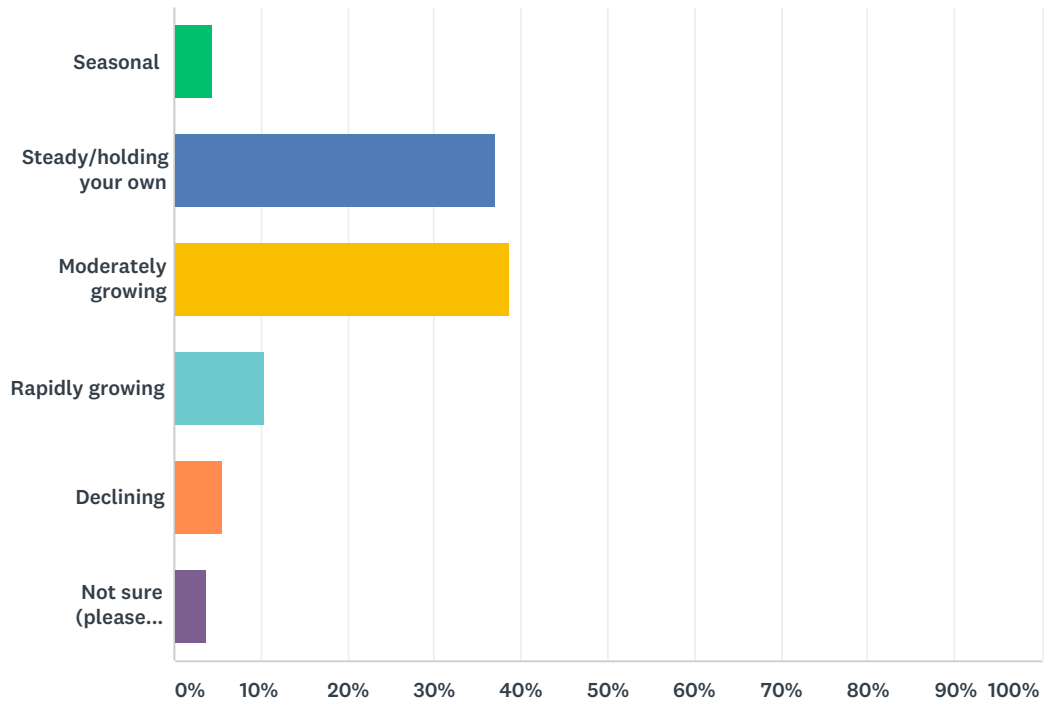
Answered: 746 Skipped: 1,862



ANSWER CHOICES	RESPONSES	
Less than one year	4.42%	33
1 to 4 years	10.99%	82
4 to 10 years	14.48%	108
More than 10 years	70.11%	523
TOTAL		746

Q13 How would you characterize your current business performance?

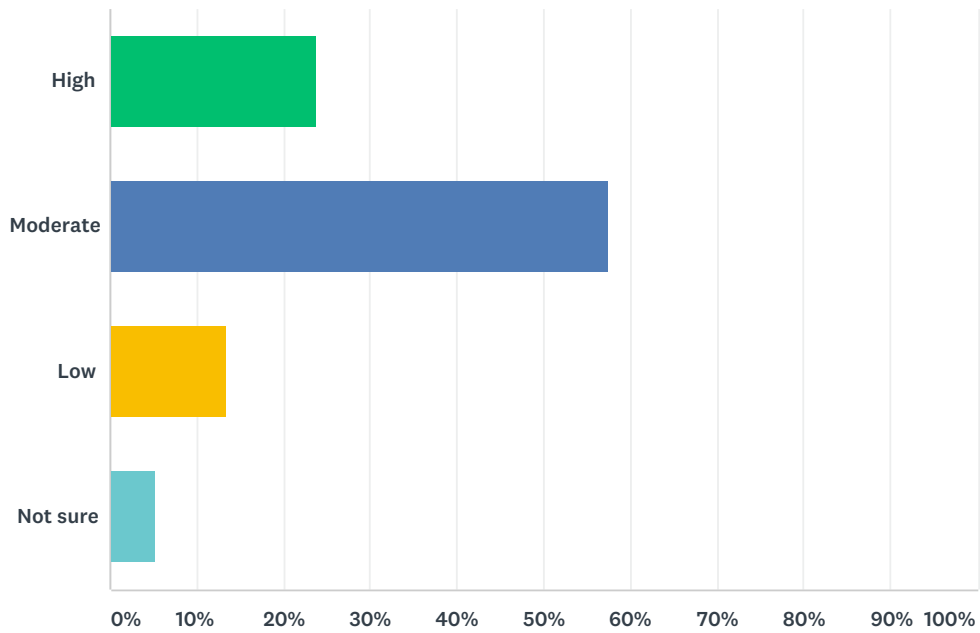
Answered: 739 Skipped: 1,869



ANSWER CHOICES	RESPONSES	
Seasonal	4.33%	32
Steady/holding your own	37.08%	274
Moderately growing	38.70%	286
Rapidly growing	10.55%	78
Declining	5.55%	41
Not sure (please explain)	3.79%	28
TOTAL		739

Q14 How would you rate your overall confidence in the economic future of downtown?

Answered: 763 Skipped: 1,845



ANSWER CHOICES	RESPONSES	
High	23.85%	182
Moderate	57.54%	439
Low	13.37%	102
Not sure	5.24%	40
TOTAL		763

Q15 What do you like best about doing business downtown?

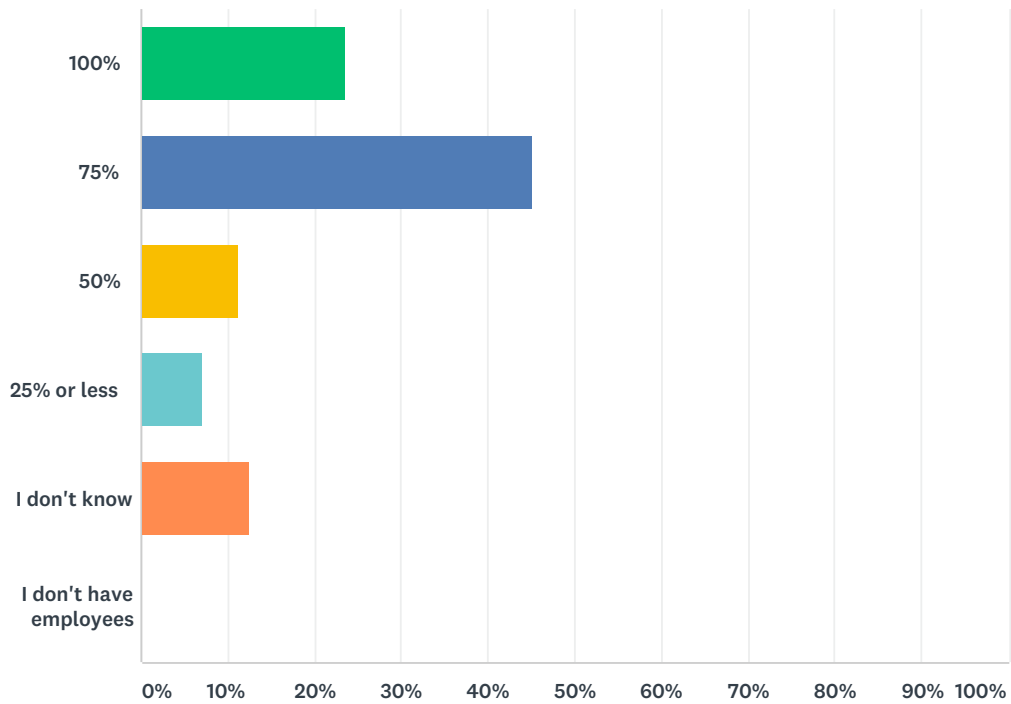
Answered: 512 Skipped: 2,096

Q16 What are the biggest challenges of doing business downtown?

Answered: 548 Skipped: 2,060

Q17 What percent of your employees or colleagues drive to work and need parking?

Answered: 740 Skipped: 1,868



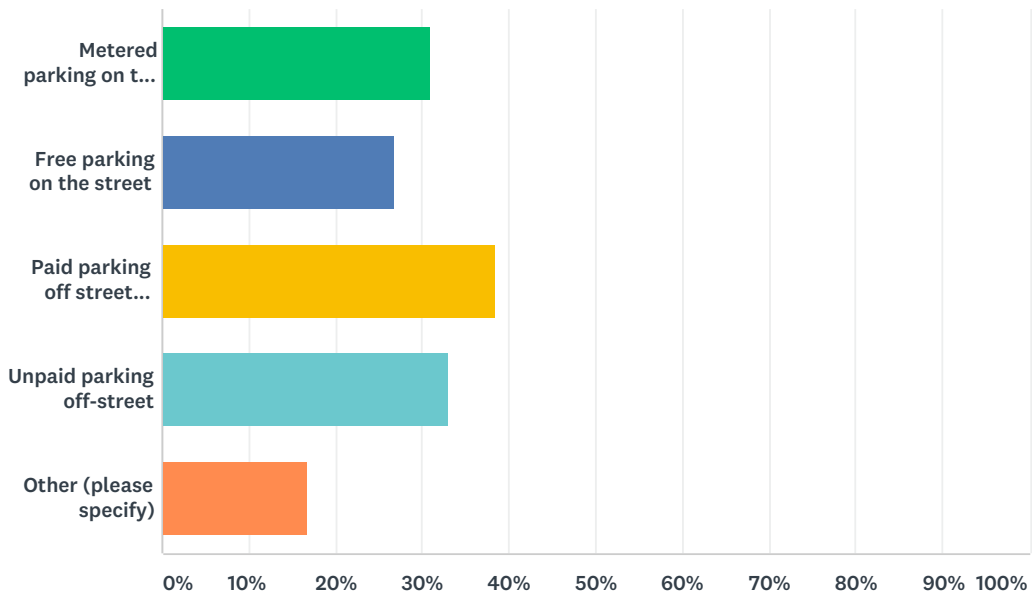
ANSWER CHOICES	RESPONSES	
100%	23.65%	175
75%	45.27%	335
50%	11.35%	84
25% or less	7.16%	53
I don't know	12.57%	93
I don't have employees	0.00%	0
TOTAL		740

Q18 How many employees does your business/workplace have?

Answered: 548 Skipped: 2,060

Q19 Where do your employees/colleagues typically park? (Check all that apply)

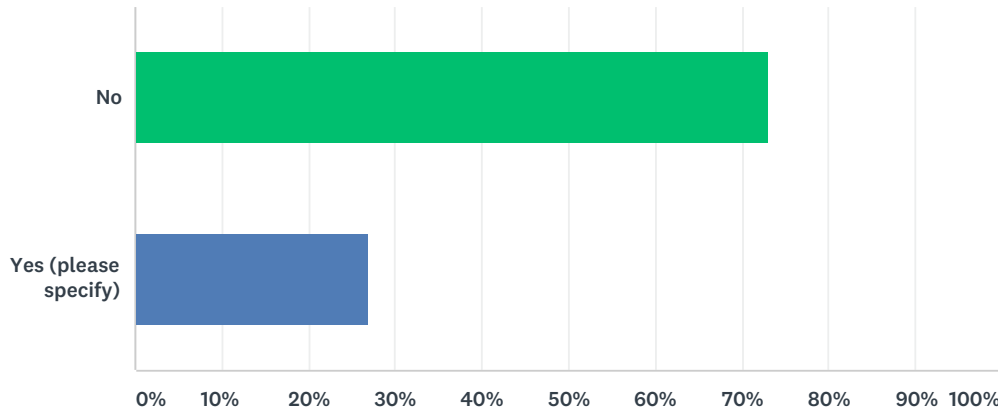
Answered: 621 Skipped: 1,987



ANSWER CHOICES	RESPONSES	
Metered parking on the street	30.92%	192
Free parking on the street	26.73%	166
Paid parking off street (e.g. parking garage)	38.49%	239
Unpaid parking off-street	33.01%	205
Other (please specify)	16.75%	104
Total Respondents: 621		

Q20 Do you or your business offer any incentives for employees to use transportation other than driving alone?

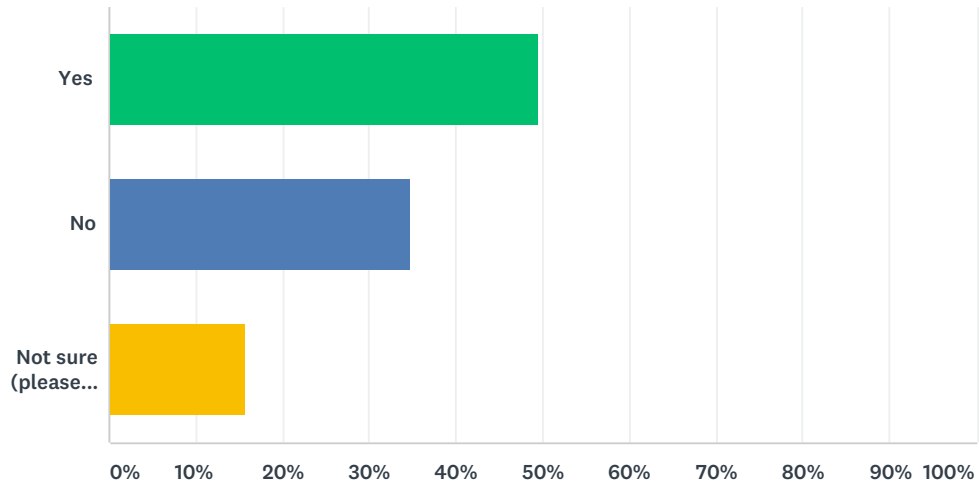
Answered: 616 Skipped: 1,992



ANSWER CHOICES	RESPONSES	
No	73.05%	450
Yes (please specify)	26.95%	166
TOTAL		616

Q21 Would you be in favor of a bike or scooter-sharing program like Lime or CitiBike coming to Bellingham?

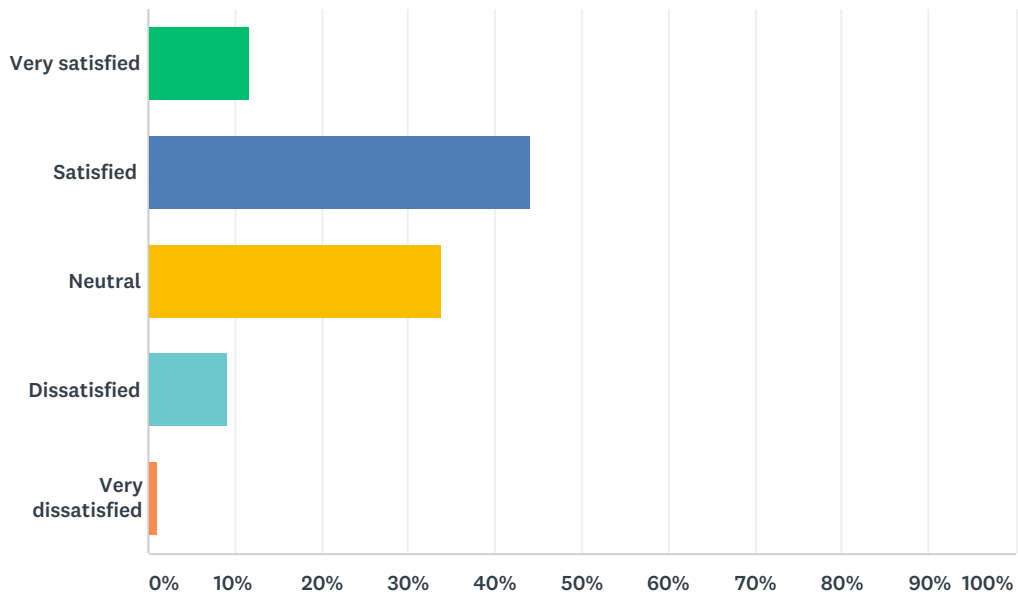
Answered: 2,383 Skipped: 225



ANSWER CHOICES	RESPONSES	
Yes	49.56%	1,181
No	34.83%	830
Not sure (please explain)	15.61%	372
TOTAL		2,383

Q22 How satisfied are you with the landscaping (flowers, trees, shrubs, etc.) downtown?

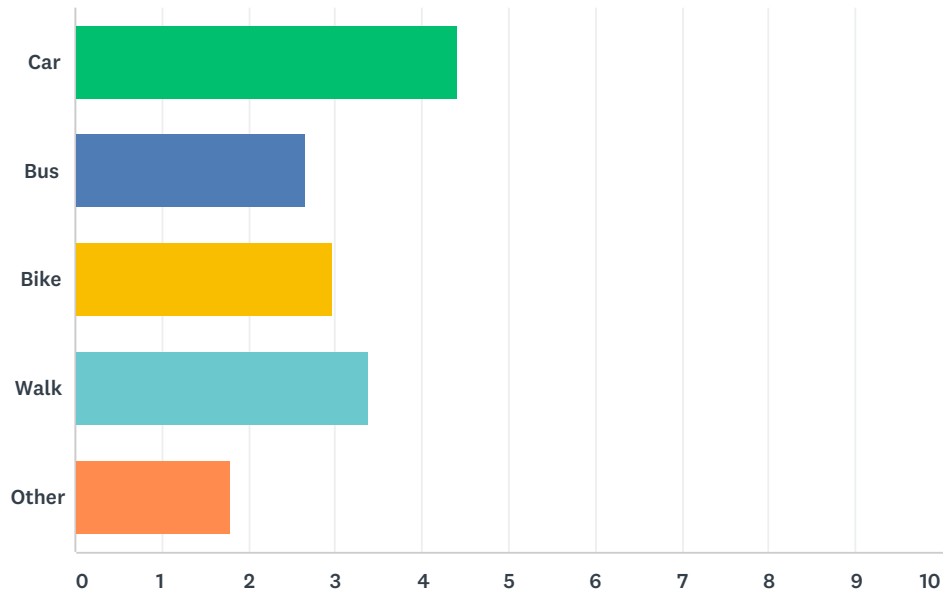
Answered: 2,407 Skipped: 201



ANSWER CHOICES	RESPONSES	
Very satisfied	11.76%	283
Satisfied	44.04%	1,060
Neutral	33.98%	818
Dissatisfied	9.18%	221
Very dissatisfied	1.04%	25
TOTAL		2,407

Q23 How do you normally travel to downtown? (Drag and drop the answers in order or use the drop down menu to rank from highest-1 to lowest-5)

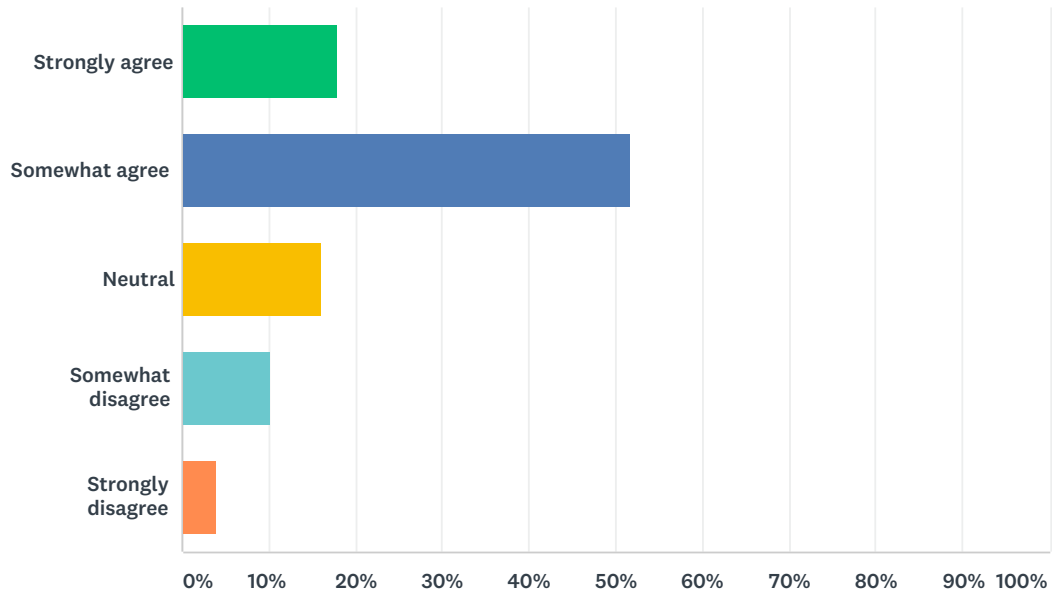
Answered: 2,367 Skipped: 241



	1	2	3	4	5	TOTAL	SCORE
Car	71.12% 1,650	12.84% 298	6.94% 161	3.75% 87	5.34% 124	2,320	4.41
Bus	6.75% 116	21.87% 376	22.45% 386	28.68% 493	20.24% 348	1,719	2.66
Bike	10.01% 180	26.42% 475	27.70% 498	23.19% 417	12.68% 228	1,798	2.98
Walk	16.47% 312	33.84% 641	27.82% 527	16.31% 309	5.54% 105	1,894	3.39
Other	1.53% 23	8.19% 123	13.86% 208	21.25% 319	55.16% 828	1,501	1.80

Q24 Downtown is an exciting and active place.

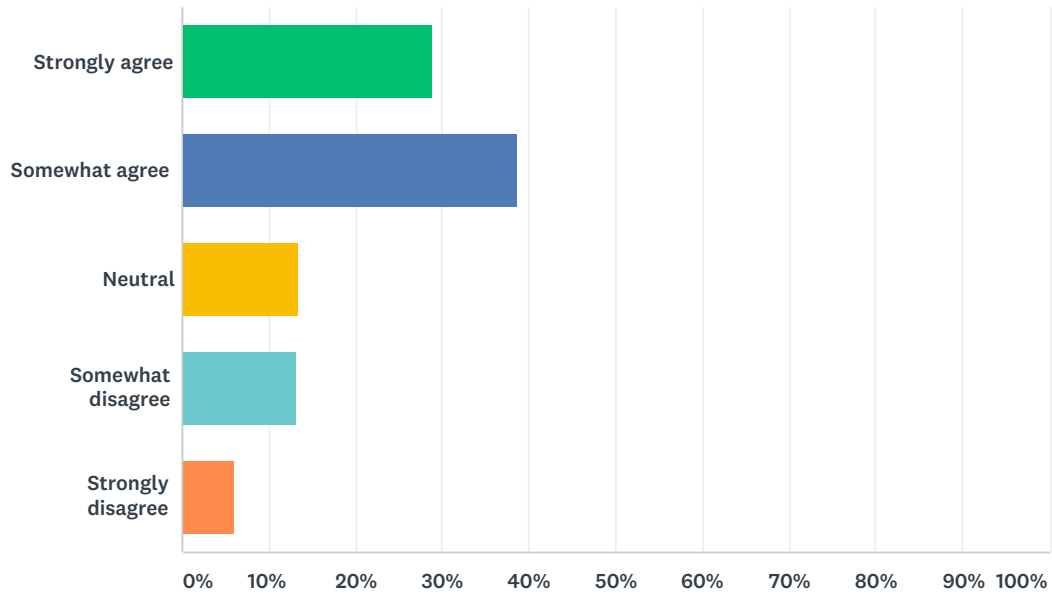
Answered: 2,396 Skipped: 212



ANSWER CHOICES	RESPONSES	
Strongly agree	17.95%	430
Somewhat agree	51.63%	1,237
Neutral	16.19%	388
Somewhat disagree	10.35%	248
Strongly disagree	3.88%	93
TOTAL		2,396

Q25 I recommend downtown as a visitor destination.

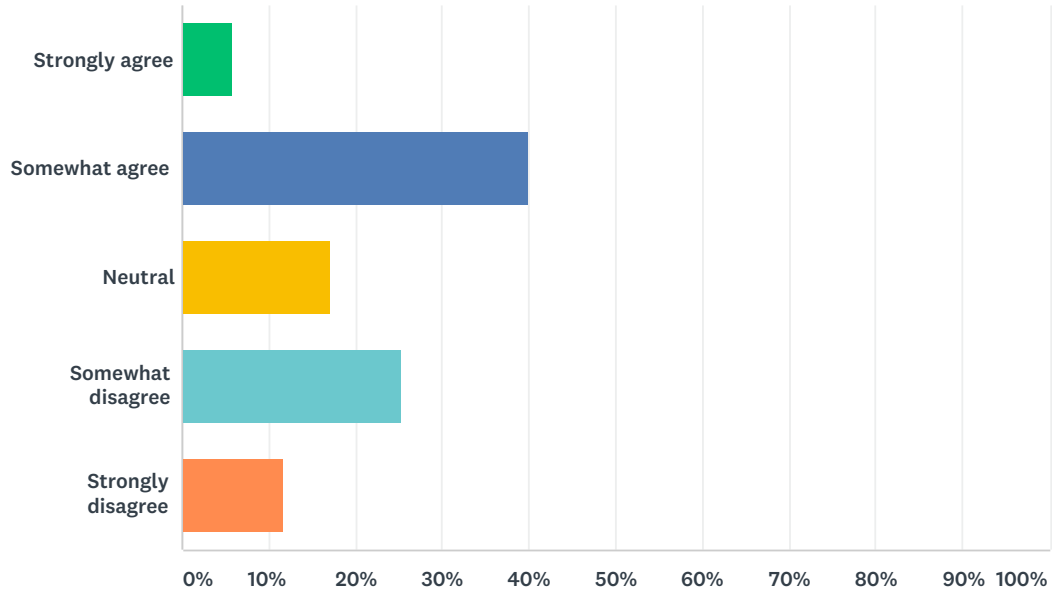
Answered: 2,395 Skipped: 213



ANSWER CHOICES	RESPONSES	
Strongly agree	28.77%	689
Somewhat agree	38.62%	925
Neutral	13.44%	322
Somewhat disagree	13.11%	314
Strongly disagree	6.05%	145
TOTAL		2,395

Q26 Downtown is clean and attractive.

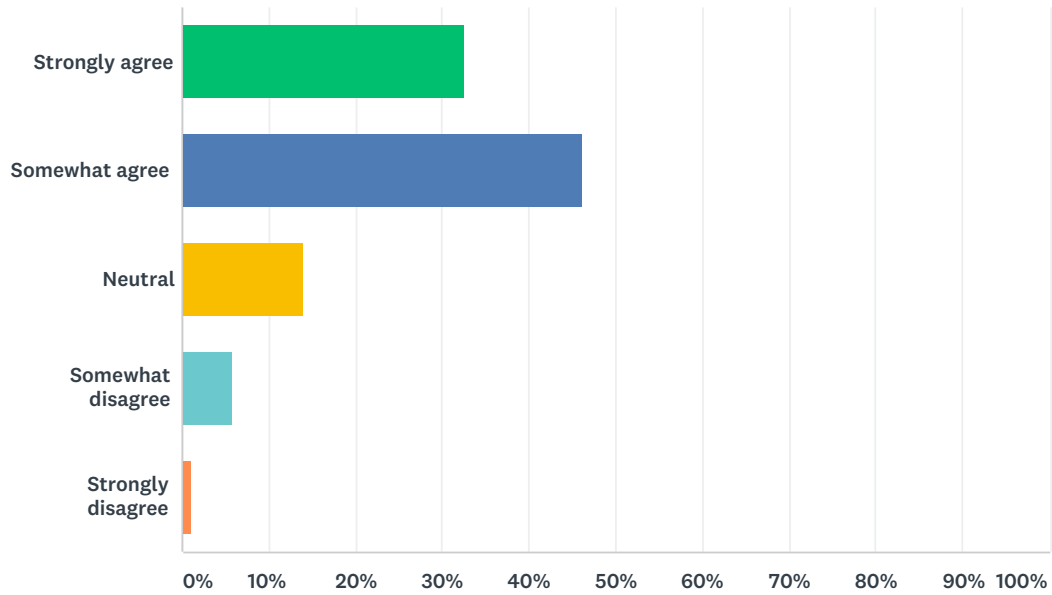
Answered: 2,394 Skipped: 214



ANSWER CHOICES	RESPONSES	
Strongly agree	5.89%	141
Somewhat agree	40.02%	958
Neutral	17.17%	411
Somewhat disagree	25.27%	605
Strongly disagree	11.65%	279
TOTAL		2,394

Q27 Visitors know when they've arrived downtown.

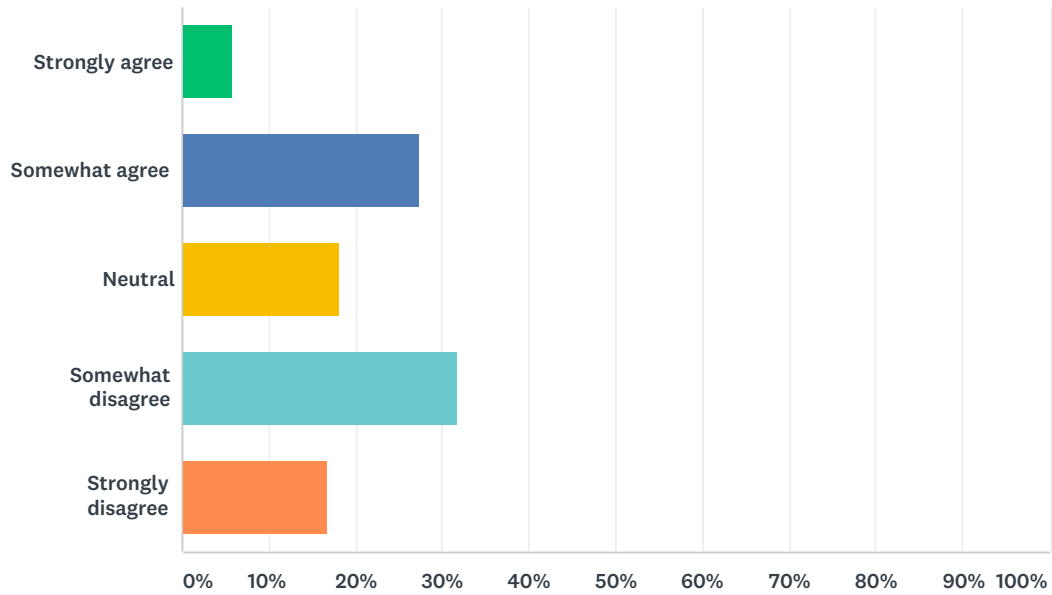
Answered: 2,388 Skipped: 220



ANSWER CHOICES	RESPONSES	
Strongly agree	32.66%	780
Somewhat agree	46.23%	1,104
Neutral	14.11%	337
Somewhat disagree	5.86%	140
Strongly disagree	1.13%	27
TOTAL		2,388

Q28 It's usually convenient to park downtown.

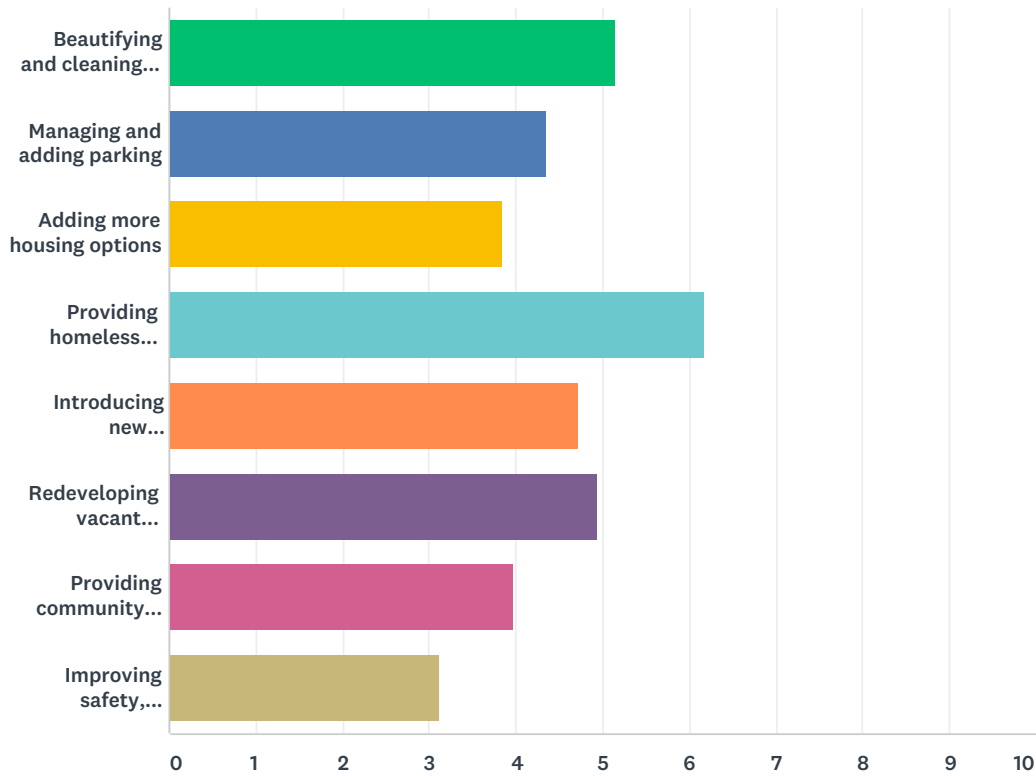
Answered: 2,389 Skipped: 219



ANSWER CHOICES	RESPONSES	
Strongly agree	5.78%	138
Somewhat agree	27.42%	655
Neutral	18.21%	435
Somewhat disagree	31.81%	760
Strongly disagree	16.79%	401
TOTAL		2,389

Q29 How important are these projects to improving your experience downtown? (Drag and drop the answers in order or use the drop down menu to rank from highest-1 to lowest-8)

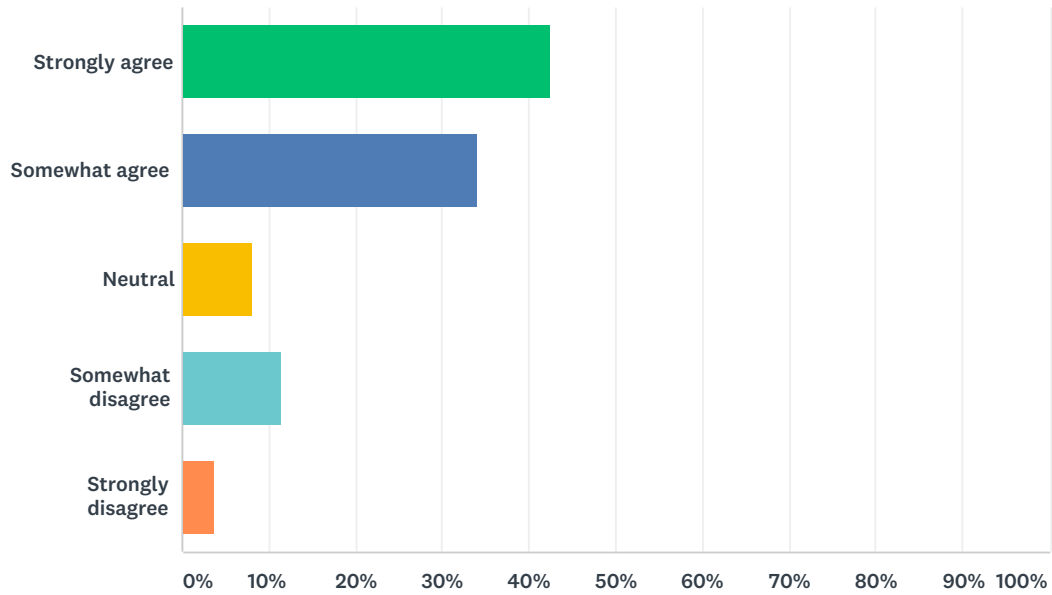
Answered: 2,277 Skipped: 331



	1	2	3	4	5	6	7	8	TOTAL	SCORE
Beautifying and cleaning public spaces and sidewalks	15.29% 334	15.57% 340	15.98% 349	14.38% 314	14.10% 308	12.50% 273	8.47% 185	3.71% 81	2,184	5.14
Managing and adding parking	9.07% 198	14.06% 307	13.42% 293	13.28% 290	10.90% 238	11.54% 252	11.64% 254	16.08% 351	2,183	4.36
Adding more housing options	9.05% 198	10.33% 226	9.51% 208	8.82% 193	10.75% 235	12.71% 278	18.38% 402	20.44% 447	2,187	3.84
Providing homeless services and managing behavioral issues	41.86% 923	17.60% 388	10.88% 240	7.94% 175	6.44% 142	4.81% 106	4.35% 96	6.12% 135	2,205	6.18
Introducing new businesses/strengthening existing businesses	8.73% 191	14.12% 309	14.44% 316	15.94% 349	17.86% 391	13.84% 303	10.10% 221	4.98% 109	2,189	4.73
Redeveloping vacant buildings and properties including historic preservation	7.95% 176	15.99% 354	18.43% 408	17.30% 383	15.04% 333	14.27% 316	7.68% 170	3.34% 74	2,214	4.94
Providing community events and activities	5.33% 118	7.55% 167	11.39% 252	13.92% 308	16.00% 354	16.68% 369	20.66% 457	8.45% 187	2,212	3.97
Improving safety, facilities and amenities for bicyclists	5.33% 118	6.55% 145	7.00% 155	8.72% 193	8.31% 184	11.79% 261	16.85% 373	35.43% 784	2,213	3.12

Q30 I feel safe downtown during the day.

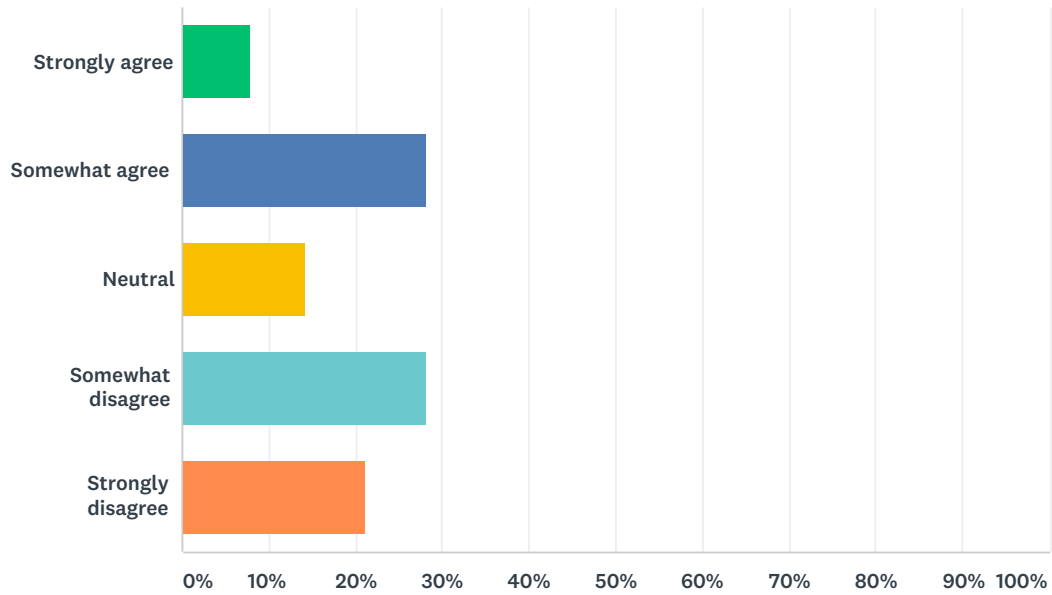
Answered: 2,288 Skipped: 320



ANSWER CHOICES	RESPONSES	
Strongly agree	42.57%	974
Somewhat agree	34.00%	778
Neutral	8.17%	187
Somewhat disagree	11.49%	263
Strongly disagree	3.76%	86
TOTAL		2,288

Q31 I feel safe downtown at night.

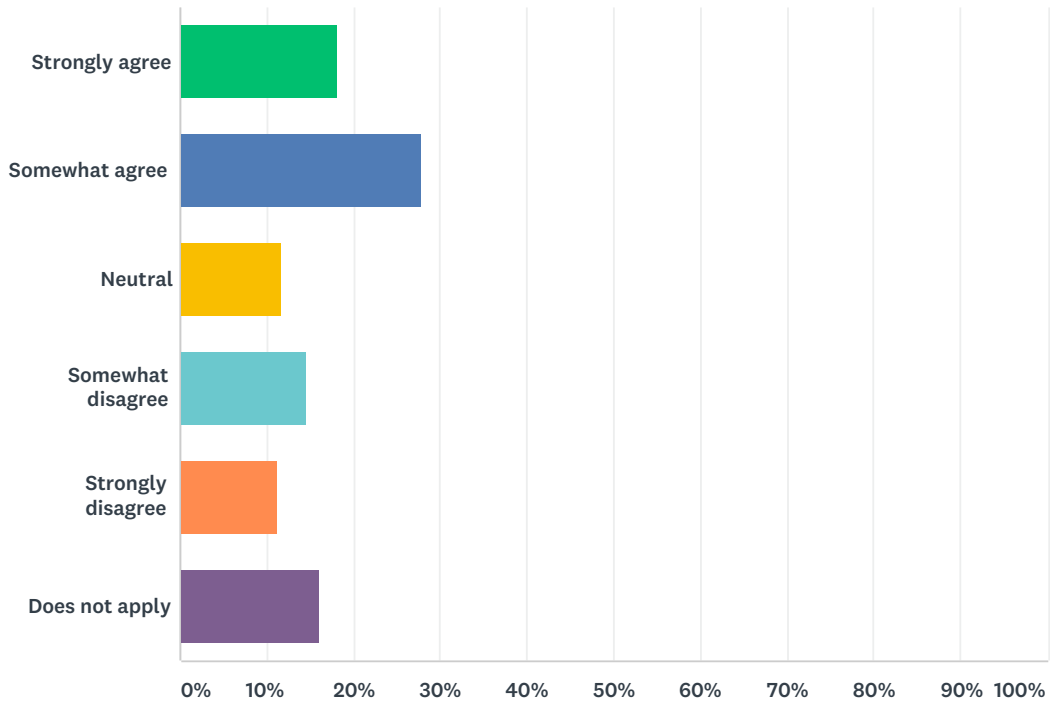
Answered: 2,285 Skipped: 323



ANSWER CHOICES	RESPONSES	
Strongly agree	8.05%	184
Somewhat agree	28.27%	646
Neutral	14.27%	326
Somewhat disagree	28.27%	646
Strongly disagree	21.14%	483
TOTAL		2,285

Q32 I feel comfortable bringing young children downtown.

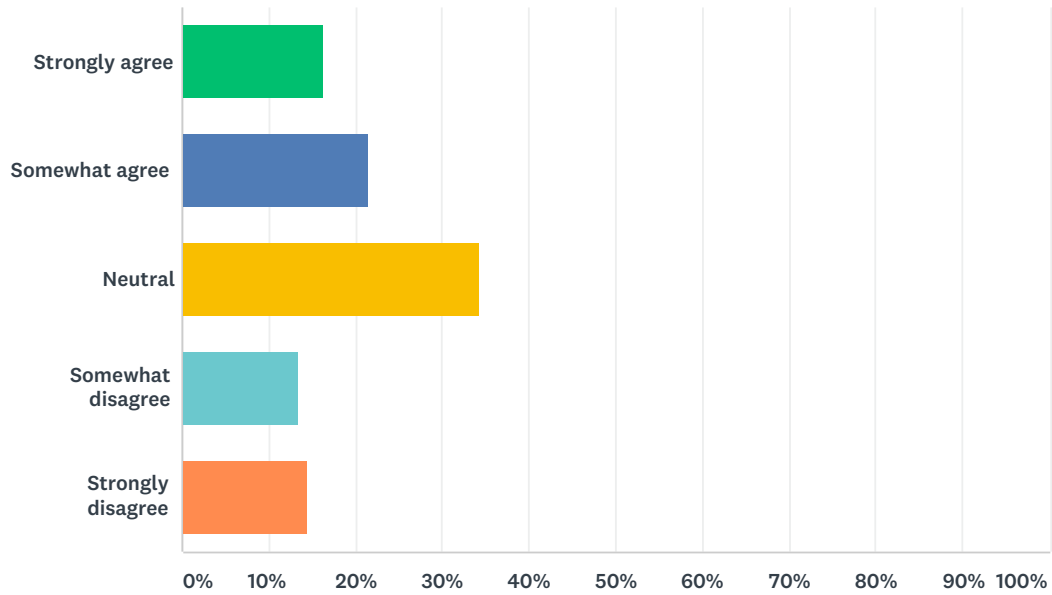
Answered: 2,283 Skipped: 325



ANSWER CHOICES	RESPONSES	
Strongly agree	18.27%	417
Somewhat agree	27.77%	634
Neutral	11.78%	269
Somewhat disagree	14.72%	336
Strongly disagree	11.39%	260
Does not apply	16.08%	367
TOTAL		2,283

Q33 Downtown is a better place than it was 10 years ago.

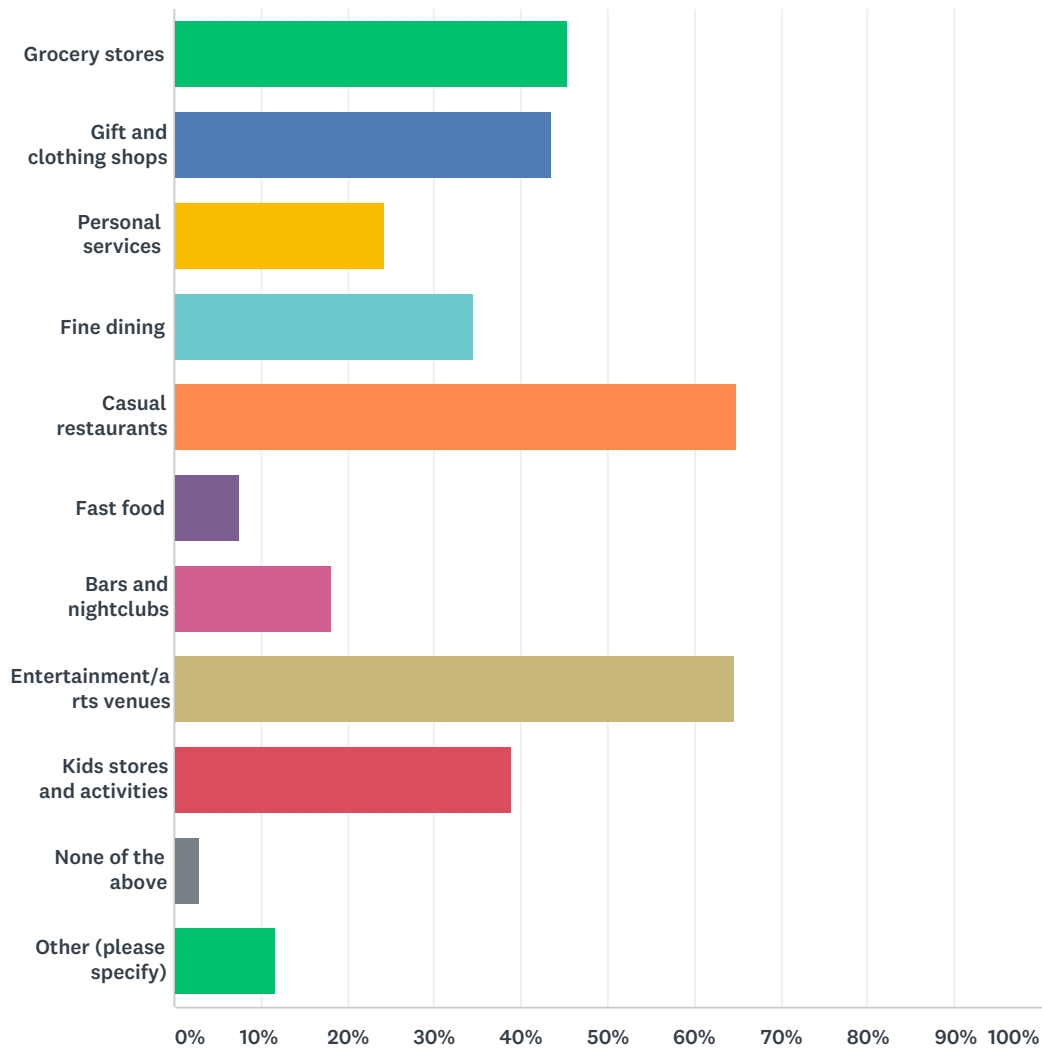
Answered: 2,250 Skipped: 358



ANSWER CHOICES	RESPONSES	
Strongly agree	16.27%	366
Somewhat agree	21.64%	487
Neutral	34.36%	773
Somewhat disagree	13.38%	301
Strongly disagree	14.36%	323
TOTAL		2,250

Q34 What types of businesses would you like to see more of downtown? (Check all that apply)

Answered: 2,214 Skipped: 394



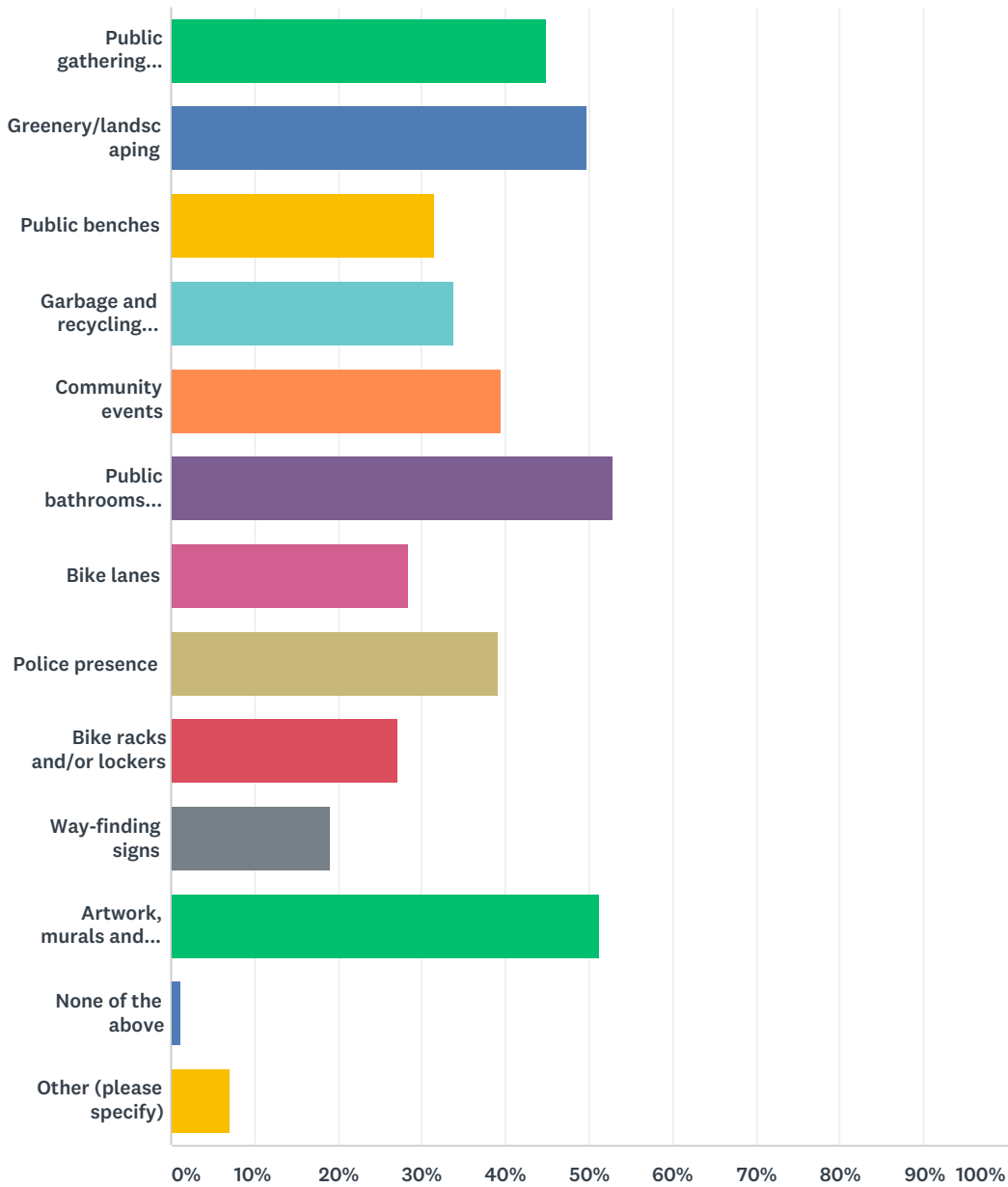
ANSWER CHOICES	RESPONSES	
Grocery stores	45.39%	1,005
Gift and clothing shops	43.59%	965
Personal services	24.16%	535
Fine dining	34.60%	766
Casual restaurants	64.81%	1,435
Fast food	7.45%	165
Bars and nightclubs	18.20%	403
Entertainment/arts venues	64.63%	1,431
Kids stores and activities	38.84%	860

2019 Downtown Bellingham Survey

None of the above	3.03%	67
Other (please specify)	11.70%	259
Total Respondents: 2,214		

Q35 What features does downtown need more of? (Check all that apply)

Answered: 2,245 Skipped: 363



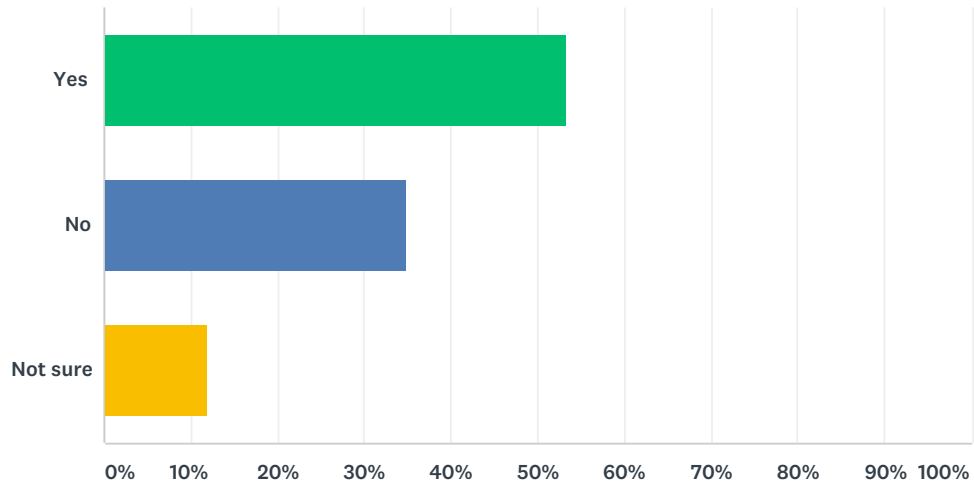
ANSWER CHOICES	RESPONSES	
Public gathering spaces	45.03%	1,011
Greenery/landscaping	49.71%	1,116
Public benches	31.58%	709
Garbage and recycling cans/ashtrays	33.85%	760
Community events	39.51%	887
Public bathrooms and/or urinals	52.96%	1,189

2019 Downtown Bellingham Survey

Bike lanes	28.42%	638
Police presence	39.20%	880
Bike racks and/or lockers	27.26%	612
Way-finding signs	19.11%	429
Artwork, murals and sculpture	51.27%	1,151
None of the above	1.25%	28
Other (please specify)	7.04%	158
Total Respondents: 2,245		

Q36 Are you familiar with the Downtown Bellingham Partnership?

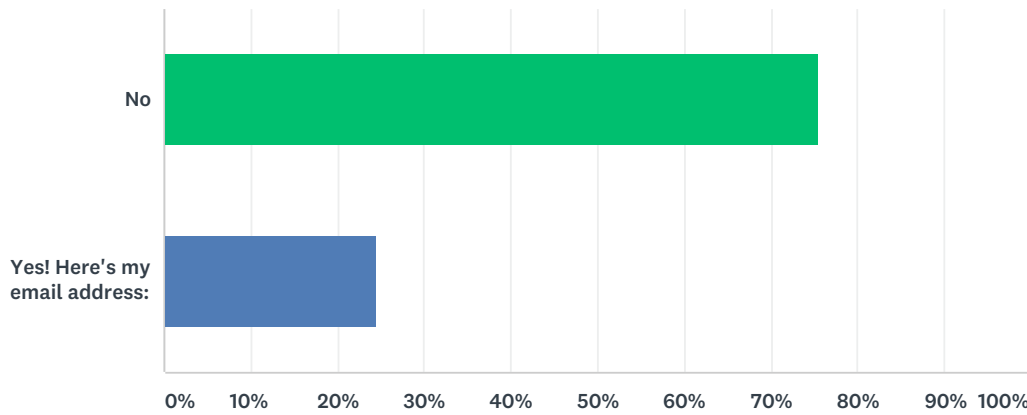
Answered: 2,266 Skipped: 342



ANSWER CHOICES	RESPONSES	
Yes	53.31%	1,208
No	34.86%	790
Not sure	11.83%	268
TOTAL		2,266

Q37 Would you like to be notified via email about downtown news and events?

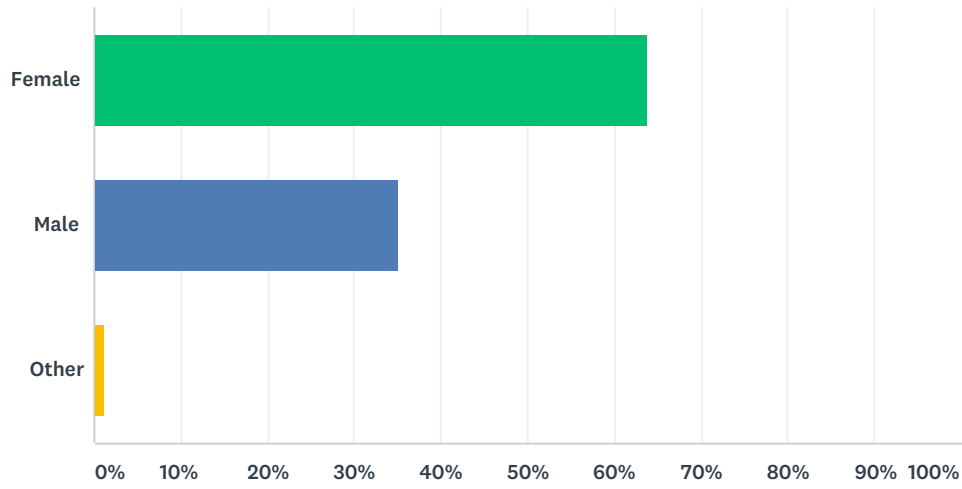
Answered: 2,216 Skipped: 392



ANSWER CHOICES	RESPONSES	
No	75.59%	1,675
Yes! Here's my email address:	24.41%	541
TOTAL		2,216

Q38 What is your gender?

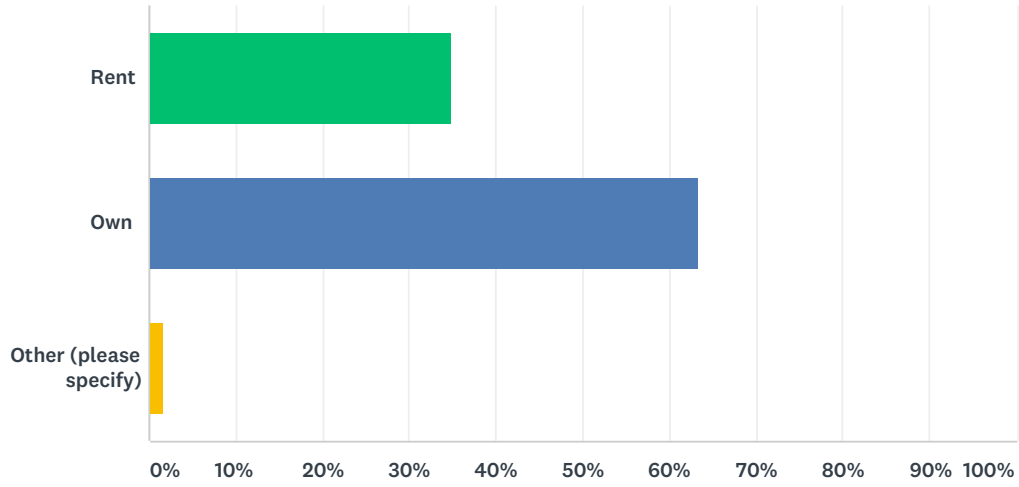
Answered: 2,251 Skipped: 357



ANSWER CHOICES	RESPONSES	
Female	63.71%	1,434
Male	35.14%	791
Other	1.16%	26
TOTAL		2,251

Q39 Do you rent or own your home?

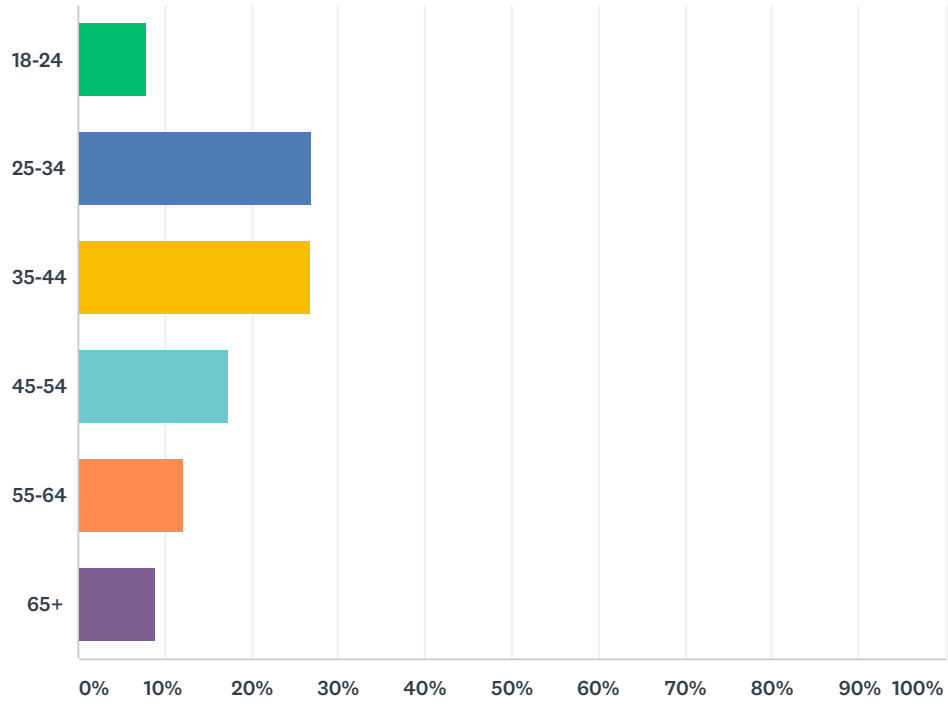
Answered: 2,270 Skipped: 338



ANSWER CHOICES	RESPONSES	
Rent	34.89%	792
Own	63.35%	1,438
Other (please specify)	1.76%	40
TOTAL		2,270

Q40 What is your age?

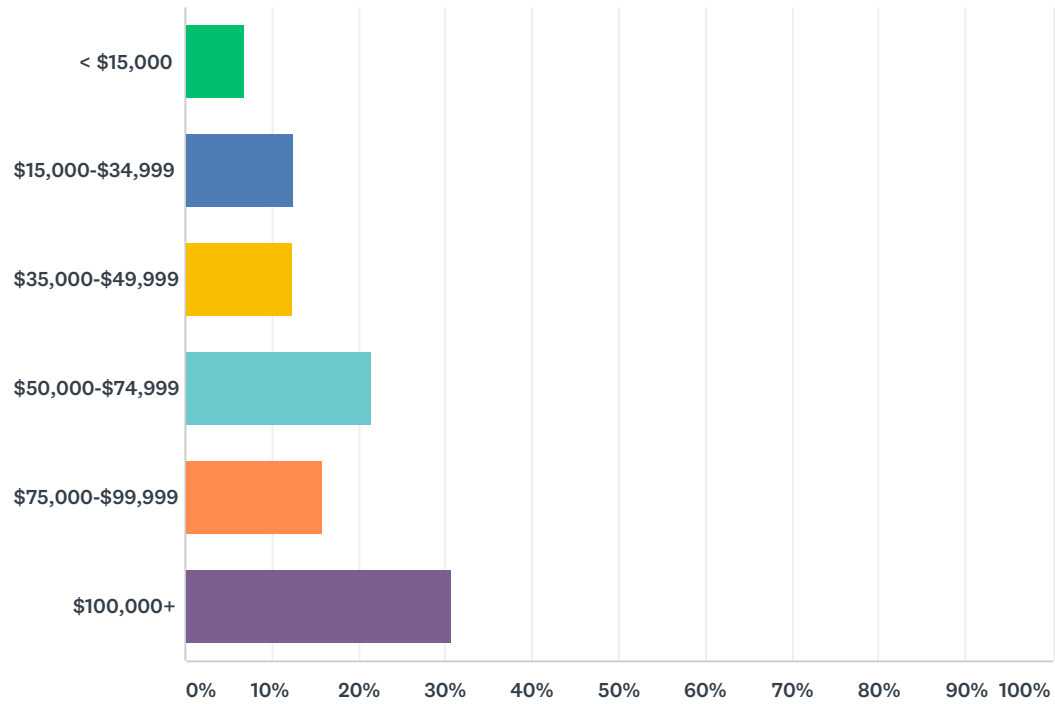
Answered: 2,255 Skipped: 353



ANSWER CHOICES	RESPONSES	
18-24	7.94%	179
25-34	26.96%	608
35-44	26.78%	604
45-54	17.29%	390
55-64	12.06%	272
65+	8.96%	202
TOTAL		2,255

Q41 What is your annual household income, before taxes?

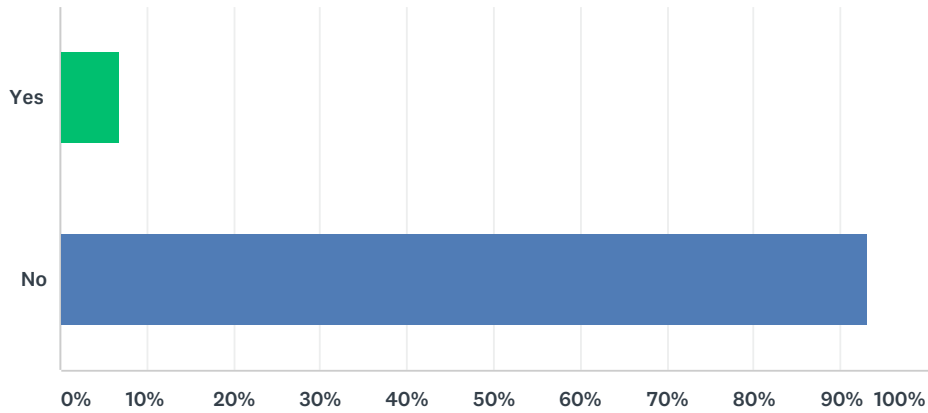
Answered: 2,117 Skipped: 491



ANSWER CHOICES	RESPONSES	
< \$15,000	6.94%	147
\$15,000-\$34,999	12.56%	266
\$35,000-\$49,999	12.28%	260
\$50,000-\$74,999	21.54%	456
\$75,000-\$99,999	15.87%	336
\$100,000+	30.80%	652
TOTAL		2,117

Q42 Are you enrolled as a full-time student at a university or community/technical college?

Answered: 2,263 Skipped: 345



ANSWER CHOICES	RESPONSES	
Yes	6.81%	154
No	93.19%	2,109
TOTAL		2,263

Q43 List three things you think could be done to improve downtown.

Answered: 1,760 Skipped: 848

ANSWER CHOICES	RESPONSES	
1.	100.00%	1,760
2.	95.17%	1,675
3.	86.70%	1,526