





WETLAND IMPACTS ALT 3D

-  WETLAND IMPACTS = 26,007 SF / 0.60 ACRES
- REGULATED = 16,050 SF / 0.37 ACRES**
- WETLAND CC1 557 SF / 0.01 ACRES
- WETLAND CC2 5479 SF / 0.13 ACRES
- WETLAND HH 8767 SF / 0.20 ACRES
- WETLAND JJ2 1247 SF / 0.03 ACRES
- NON-REGULATED = 9,957 SF / 0.23 ACRES**
- WETLAND AA 8998 SF / 0.21 ACRES
- WETLAND AY 499 SF / 0.01 ACRES
- WETLAND AX 130 SF / 0.003 ACRES
- WETLAND GG 330 SF / 0.01 ACRES
-  BUFFER IMPACTS = 114,972 SF / 2.64 ACRES
-  TEMPORARY BUFFER IMPACTS = 2,361 SF / 0.05 ACRES
-  OFFSITE FOREST IMPACTS = 52,883 SF / 1.21 ACRES



L:\Jepson Projects\2009\04127.dwg (ES alternatives) (Parashis) final alternatives\ALT-03-D IMPACT.DWG - dkin - AUG 10, 2009 - 14:25:01