

Warrants Volume

Information

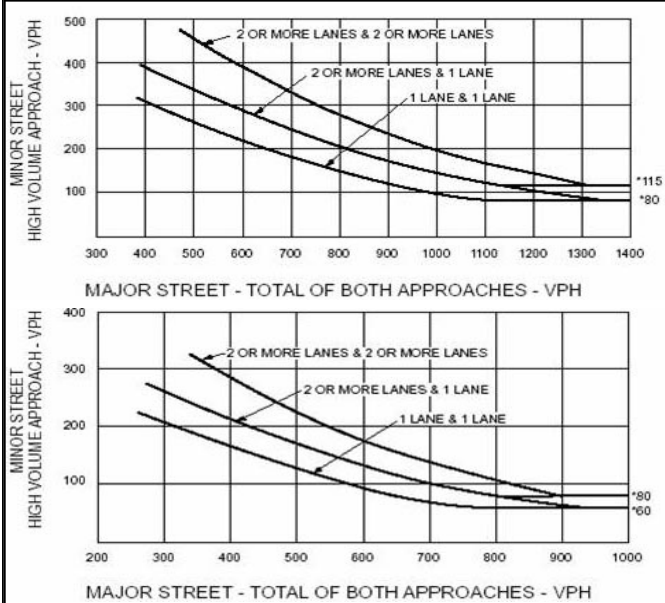
Analyst Transpo - CT	Intersection Viewcrest/Chuckanut
Agency/Co	Jurisdiction
Date Performed 12/22/2008	Units U.S. Customary
Project ID Alternative 1A/B	Time Period Analyzed
East/West Street	North/South Street North-South
File Name Warrants- 1AB	Major Street

Project Description *Alternative 1A/B*

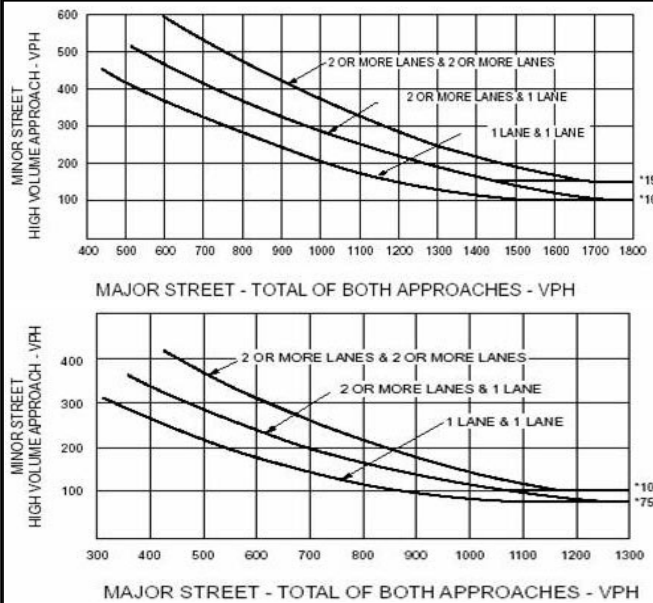
Warrant 1

Condition A - Minimum Vehicular Volume						Condition B - Interruption of Continuous Traffic									
Number of lanes for moving traffic on each approach		Vehicles per hour on major street (total of both approaches)			Vehicles per hour on higher-volume minor-street approach (one direction only)			Number of lanes for moving traffic on each approach		Vehicles per hour on major street (total of both approaches)			Vehicles per hour on higher-volume minor-street approach (one direction only)		
Major Street	Minor Street	100% ^a	80% ^b	70% ^c	100% ^a	80% ^b	70% ^c	Major Street	Minor Street	100% ^a	80% ^b	70% ^c	100% ^a	80% ^b	70% ^c
1.....	1.....	500	400	350	150	120	105	1.....	1.....	750	600	525	75	60	53
2 or more...	1.....	600	480	420	150	120	105	2 or more...	1.....	900	720	630	75	60	53
2 or more...	2 or more...	600	480	420	200	160	140	2 or more...	2 or more...	900	720	630	100	80	70
1.....	2 or more....	500	400	350	200	160	140	1.....	2 or more....	750	600	525	100	80	70

Warrant 2



Warrant 3



Volume Summary

Hours	Major Street Lanes 2+			Minor Street Lanes 2+		Speed		Population		
	Major Volume	Minor Volume	Total Volume	1A (100%)	1A (80%)	1B (100%)	1B (80%)	2 (100%)	3A (100%)	3B (100%)
06-07	148	127	279	No	No	No	No	No	No	No
07-08	319	272	601	No	No	No	No	No	No	No
08-09	239	202	449	No	No	No	No	No	No	No
09-10	172	147	325	No	No	No	No	No	No	No
10-11	211	180	397	No	No	No	No	No	No	No
11-12	246	210	464	No	No	No	No	No	No	No
12-13	581	119	716	No	No	No	No	No	No	No
13-14	499	102	615	No	No	No	No	No	No	No
14-15	547	111	672	No	No	No	No	No	No	No
15-16	710	144	874	No	No	No	No	No	No	No
16-17	730	149	899	No	No	No	Yes	No	No	No
17-18	722	148	890	No	No	No	Yes	No	No	No
Totals	5124	1911	7181	0	0	0	2	0	0	0

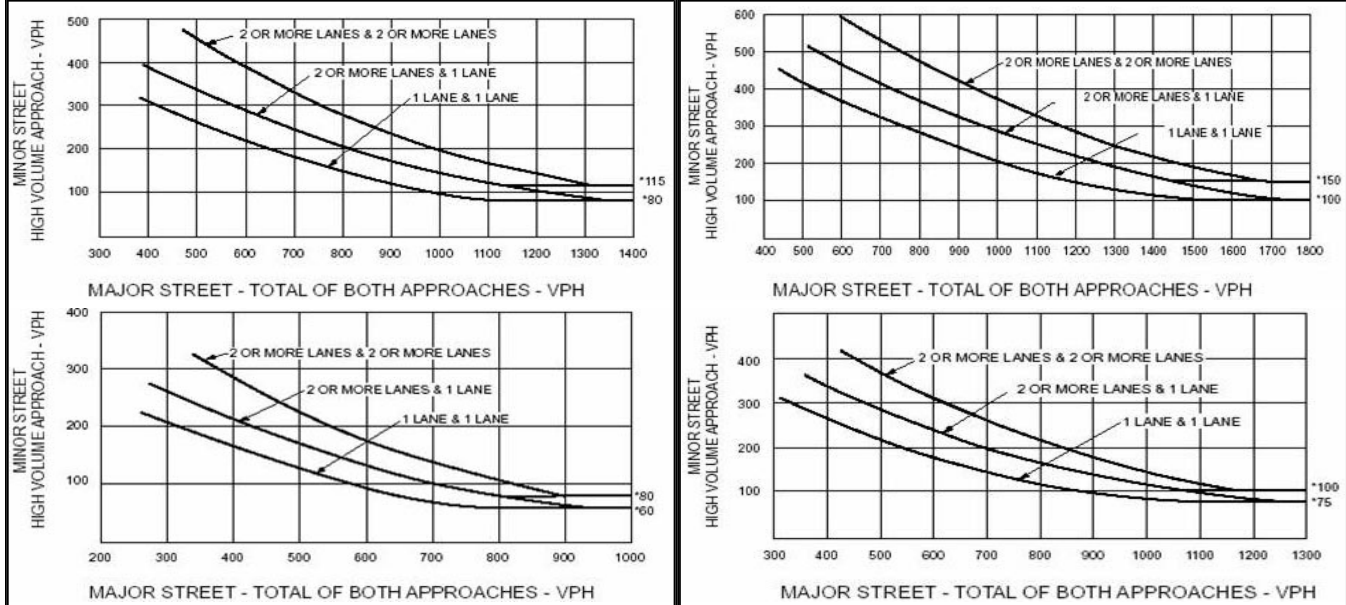
Warrants Volume			
Information			
Analyst	Transpo - CT	Intersection	Viewcrest/Chuckanut
Agency/Co		Jurisdiction	
Date Performed	12/22/2008	Units	U.S. Customary
Project ID	Alternative 1C	Time Period Analyzed	
East/West Street		North/South Street	
File Name	Warrants- 1C -Viewcrest.xhy	Major Street	North-South
Project Description <i>Alternative 1C</i>			

Warrant 1

Condition A - Minimum Vehicular Volume					Condition B - Interruption of Continuous Traffic										
Number of lanes for moving traffic on each approach		Vehicles per hour on major street (total of both approaches)			Vehicles per hour on higher-volume minor-street approach (one direction only)			Number of lanes for moving traffic on each approach		Vehicles per hour on major street (total of both approaches)			Vehicles per hour on higher-volume minor-street approach (one direction only)		
Major Street	Minor Street	100%*	80%*	70%*	100%*	80%*	70%*	Major Street	Minor Street	100%*	80%*	70%*	100%*	80%*	70%*
1.....	1.....	500	400	350	150	120	105	1.....	1.....	750	600	525	75	60	53
2 or more...	1.....	600	480	420	150	120	105	2 or more...	1.....	900	720	630	75	60	53
2 or more...	2 or more...	600	480	420	200	160	140	2 or more...	2 or more...	900	720	630	100	80	70
1.....	2 or more....	500	400	350	200	160	140	1.....	2 or more....	750	600	525	100	80	70

Warrant 2

Warrant 3



Volume Summary

Hours	Major Street Lanes 2+			Minor Street Lanes 2+		Speed		Population		
	Major Volume	Minor Volume	Total Volume	1A (100%)	1A (80%)	1B (100%)	1B (80%)	2 (100%)	3A (100%)	3B (100%)
06-07	132	83	219	No	No	No	No	No	No	No
07-08	284	179	473	No	No	No	No	No	No	No
08-09	211	133	352	No	No	No	No	No	No	No
09-10	153	96	255	No	No	No	No	No	No	No
10-11	188	119	313	No	No	No	No	No	No	No
11-12	219	138	365	No	No	No	No	No	No	No
12-13	440	162	618	No	No	No	No	No	No	No
13-14	378	138	530	No	No	No	No	No	No	No
14-15	413	152	579	No	No	No	No	No	No	No
15-16	537	197	754	No	Yes	No	No	No	No	No
16-17	552	203	775	No	Yes	No	No	No	No	No
17-18	546	201	767	No	Yes	No	No	No	No	No
Totals	4053	1801	6000	0	3	0	0	0	0	0

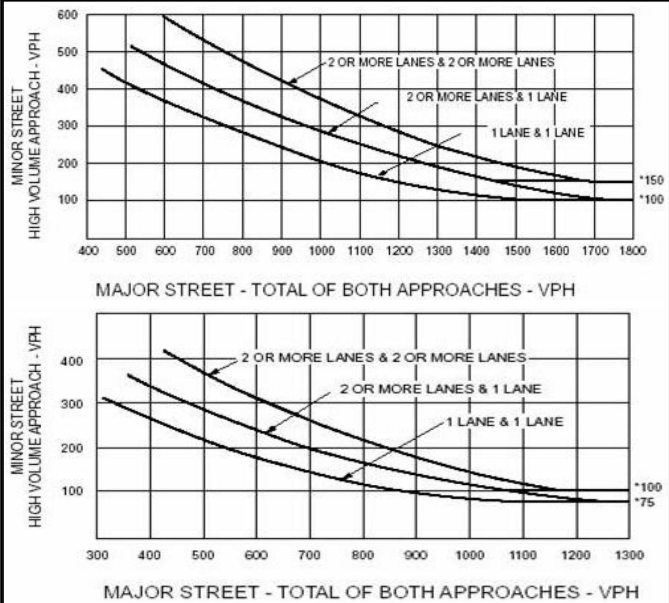
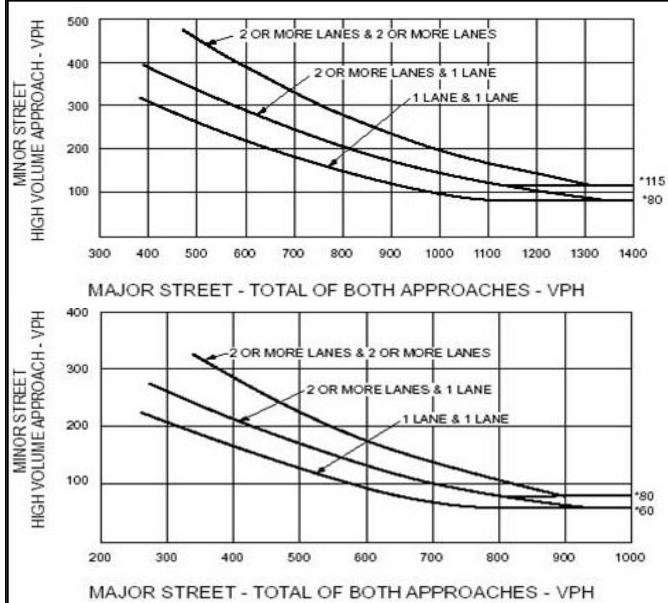
Warrants Volume			
Information			
Analyst	Transpo - CT	Intersection	24th St/Old Fairhaven
Agency/Co		Jurisdiction	
Date Performed	12/22/2008	Units	U.S. Customary
Project ID	Alternative 1C	Time Period Analyzed	
East/West Street		North/South Street	
File Name	Warrants- 1C -24th.xhy	Major Street	East-West
Project Description <i>Alternative 1C</i>			

Warrant 1

Condition A - Minimum Vehicular Volume				Condition B - Interruption of Continuous Traffic			
Number of lanes for moving traffic on each approach		Vehicles per hour on major street (total of both approaches)			Vehicles per hour on higher-volume minor-street approach (one direction only)		
Major Street	Minor Street	100%*	80%*	70%*	100%*	80%*	70%*
1.....	1.....	500	400	350	150	120	105
2 or more...	1.....	600	480	420	150	120	105
2 or more...	2 or more...	600	480	420	200	160	140
1.....	2 or more....	500	400	350	200	160	140

Warrant 2

Warrant 3



Volume Summary

Hours	Major Street Lanes 2+			Minor Street Lanes 2+		Speed		Population		
	Major Volume	Minor Volume	Total Volume	1A (100%)	1A (80%)	1B (100%)	1B (80%)	2 (100%)	3A (100%)	3B (100%)
06-07	686	144	858	No	No	No	No	No	No	No
07-08	1466	308	1834	Yes	Yes	Yes	Yes	Yes	No	Yes
08-09	1089	229	1362	Yes	Yes	Yes	Yes	Yes	No	No
09-10	789	166	987	No	Yes	No	Yes	No	No	No
10-11	972	204	1216	Yes	Yes	Yes	Yes	No	No	No
11-12	1129	237	1413	Yes	Yes	Yes	Yes	Yes	No	No
12-13	1618	199	1891	No	Yes	Yes	Yes	Yes	No	Yes
13-14	1391	172	1626	No	Yes	Yes	Yes	Yes	No	No
14-15	1522	187	1777	No	Yes	Yes	Yes	Yes	No	Yes
15-16	1976	245	2310	Yes	Yes	Yes	Yes	Yes	No	Yes
16-17	2032	251	2375	Yes	Yes	Yes	Yes	Yes	No	Yes
17-18	2010	248	2349	Yes	Yes	Yes	Yes	Yes	No	Yes
Totals	16680	2590	19998	7	11	10	11	9	0	6

Warrants Volume

Information

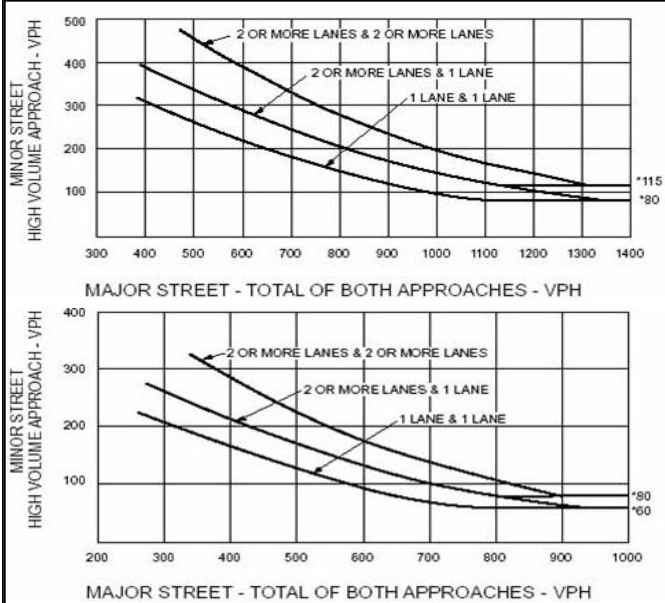
Analyst Transpo - CT	Intersection Viewcrest/Chuckanut
Agency/Co	Jurisdiction
Date Performed 12/22/2008	Units U.S. Customary
Project ID Alternative 2A	Time Period Analyzed
East/West Street	North/South Street
File Name Warrants- 2A -Viewcrest.xhy	Major Street North-South

Project Description *Alternative 2A*

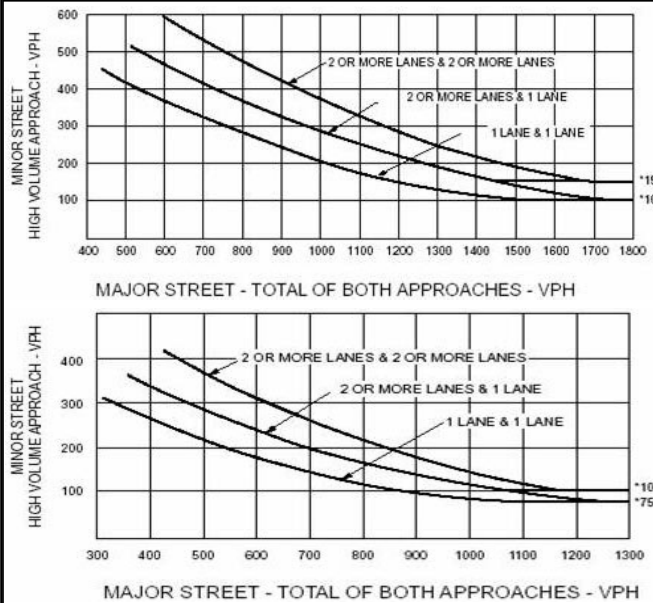
Warrant 1

Condition A - Minimum Vehicular Volume						Condition B - Interruption of Continuous Traffic									
Number of lanes for moving traffic on each approach		Vehicles per hour on major street (total of both approaches)			Vehicles per hour on higher-volume minor-street approach (one direction only)			Number of lanes for moving traffic on each approach		Vehicles per hour on major street (total of both approaches)			Vehicles per hour on higher-volume minor-street approach (one direction only)		
Major Street	Minor Street	100%*	80%*	70%*	100%*	80%*	70%*	Major Street	Minor Street	100%*	80%*	70%*	100%*	80%*	70%*
1.....	1.....	500	400	350	150	120	105	1.....	1.....	750	600	525	75	60	53
2 or more...	1.....	600	480	420	150	120	105	2 or more...	1.....	900	720	630	75	60	53
2 or more...	2 or more...	600	480	420	200	160	140	2 or more...	2 or more...	900	720	630	100	80	70
1.....	2 or more....	500	400	350	200	160	140	1.....	2 or more....	750	600	525	100	80	70

Warrant 2



Warrant 3



Volume Summary

Hours	Major Street Lanes 2+			Minor Street Lanes 2+		Speed		Population		
	Major Volume	Minor Volume	Total Volume	1A (100%)	1A (80%)	1B (100%)	1B (80%)	2 (100%)	3A (100%)	3B (100%)
06-07	139	105	248	No	No	No	No	No	No	No
07-08	298	224	532	No	No	No	No	No	No	No
08-09	222	167	397	No	No	No	No	No	No	No
09-10	161	121	288	No	No	No	No	No	No	No
10-11	197	148	351	No	No	No	No	No	No	No
11-12	230	172	410	No	No	No	No	No	No	No
12-13	529	85	630	No	No	No	No	No	No	No
13-14	454	74	542	No	No	No	No	No	No	No
14-15	498	80	592	No	No	No	No	No	No	No
15-16	647	104	771	No	No	No	No	No	No	No
16-17	665	107	792	No	No	No	No	No	No	No
17-18	658	106	784	No	No	No	No	No	No	No
Totals	4698	1493	6337	0	0	0	0	0	0	0

Warrants Volume

Information

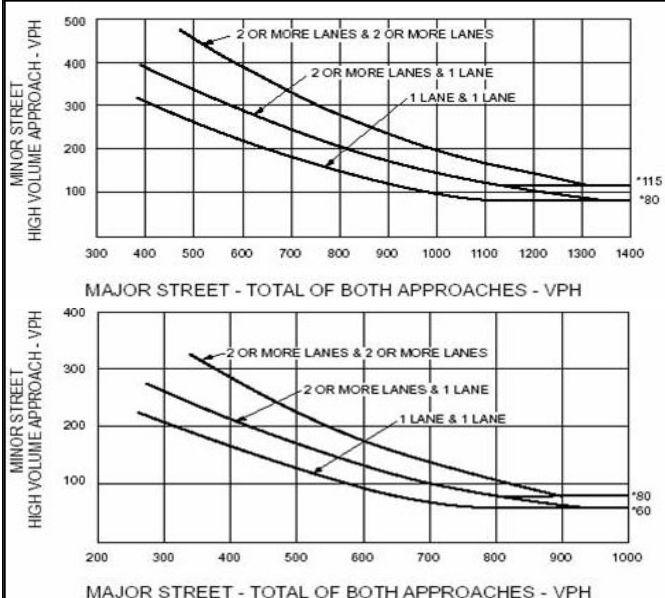
Analyst Transpo - CT	Intersection Viewcrest/Chuckanut
Agency/Co	Jurisdiction
Date Performed 12/22/2008	Units U.S. Customary
Project ID Alternative 2F	Time Period Analyzed
East/West Street	North/South Street
File Name Warrants- 2F -Viewcrest.xhy	Major Street North-South

Project Description *Alternative 2F*

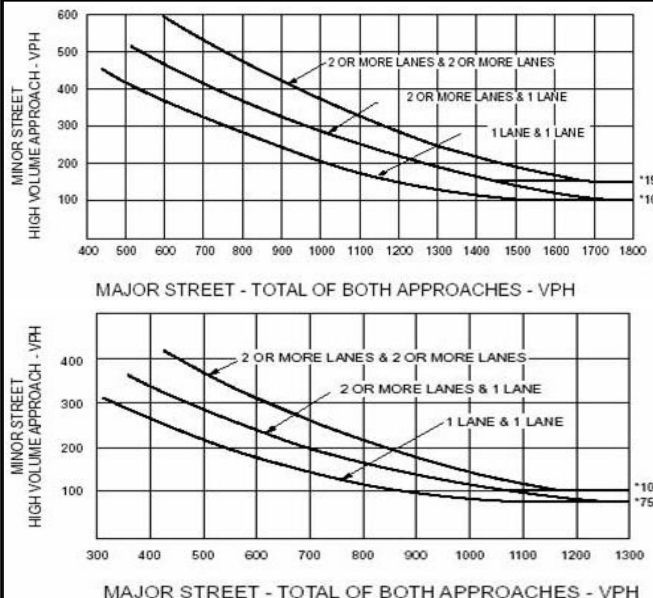
Warrant 1

Condition A - Minimum Vehicular Volume						Condition B - Interruption of Continuous Traffic									
Number of lanes for moving traffic on each approach		Vehicles per hour on major street (total of both approaches)			Vehicles per hour on higher-volume minor-street approach (one direction only)			Number of lanes for moving traffic on each approach		Vehicles per hour on major street (total of both approaches)			Vehicles per hour on higher-volume minor-street approach (one direction only)		
Major Street	Minor Street	100%*	80% ^b	70% ^c	100%*	80% ^b	70% ^c	Major Street	Minor Street	100%*	80% ^b	70% ^c	100%*	80% ^b	70% ^c
1.....	1.....	500	400	350	150	120	105	1.....	1.....	750	600	525	75	60	53
2 or more...	1.....	600	480	420	150	120	105	2 or more...	1.....	900	720	630	75	60	53
2 or more...	2 or more...	600	480	420	200	160	140	2 or more...	2 or more...	900	720	630	100	80	70
1.....	2 or more....	500	400	350	200	160	140	1.....	2 or more....	750	600	525	100	80	70

Warrant 2



Warrant 3



Volume Summary

Hours	Major Street Lanes 2+			Minor Street Lanes 2+		Speed		Population		
	Major Volume	Minor Volume	Total Volume	1A (100%)	1A (80%)	1B (100%)	1B (80%)	2 (100%)	3A (100%)	3B (100%)
06-07	135	35	174	No	No	No	No	No	No	No
07-08	289	74	373	No	No	No	No	No	No	No
08-09	215	55	278	No	No	No	No	No	No	No
09-10	157	39	202	No	No	No	No	No	No	No
10-11	190	49	245	No	No	No	No	No	No	No
11-12	224	57	289	No	No	No	No	No	No	No
12-13	436	29	481	No	No	No	No	No	No	No
13-14	374	24	412	No	No	No	No	No	No	No
14-15	411	27	452	No	No	No	No	No	No	No
15-16	534	35	589	No	No	No	No	No	No	No
16-17	549	36	605	No	No	No	No	No	No	No
17-18	543	36	599	No	No	No	No	No	No	No
Totals	4057	496	4699	0	0	0	0	0	0	0

Warrants Volume

Information

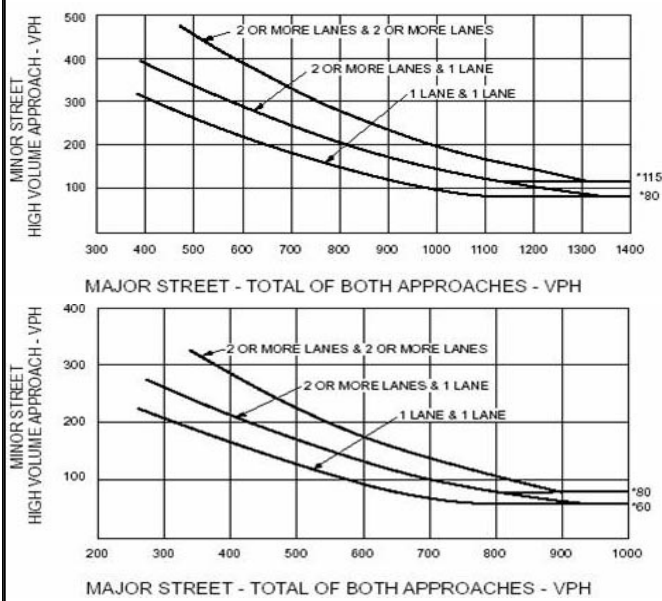
Analyst: Transpo - CT Agency/Co: Date Performed: 12/22/2008 Project ID: Alternative 2F East/West Street: File Name: Warrants- 2F - 16th.thy	Intersection: 16th St/Chuckanut Jurisdiction: Units: U.S. Customary Time Period Analyzed: North/South Street: Major Street: East-West
--	--

Project Description *Alternative 2F*

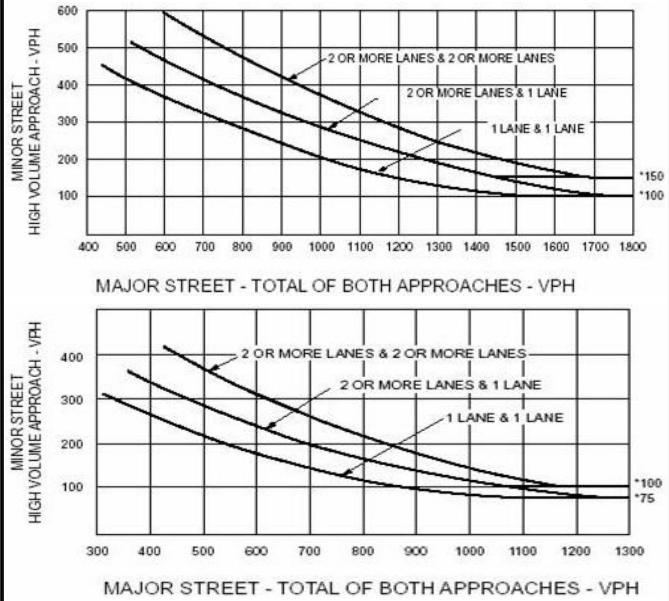
Warrant 1

Condition A - Minimum Vehicular Volume						Condition B - Interruption of Continuous Traffic									
Number of lanes for moving traffic on each approach		Vehicles per hour on major street (total of both approaches)			Vehicles per hour on higher-volume minor-street approach (one direction only)			Number of lanes for moving traffic on each approach		Vehicles per hour on major street (total of both approaches)			Vehicles per hour on higher-volume minor-street approach (one direction only)		
Major Street	Minor Street	100% ^a	80% ^b	70% ^c	100% ^a	80% ^b	70% ^c	Major Street	Minor Street	100% ^a	80% ^b	70% ^c	100% ^a	80% ^b	70% ^c
1.....	1.....	500	400	350	150	120	105	1.....	1.....	750	600	525	75	60	53
2 or more...	1.....	600	480	420	150	120	105	2 or more...	1.....	900	720	630	75	60	53
2 or more...	2 or more...	600	480	420	200	160	140	2 or more...	2 or more...	900	720	630	100	80	70
1.....	2 or more....	500	400	350	200	160	140	1.....	2 or more....	750	600	525	100	80	70

Warrant 2



Warrant 3



Volume Summary

Hours	Major Street Lanes 1			Minor Street Lanes 1			Speed		Population		
	Major Volume	Minor Volume	Total Volume	1A (100%)	1A (80%)	1B (100%)	1B (80%)	2 (100%)	3A (100%)	3B (100%)	
06-07	175	70	245	No	No	No	No	No	No	No	
07-08	375	150	525	No	No	No	No	No	No	No	
08-09	279	111	390	No	No	No	No	No	No	No	
09-10	201	81	282	No	No	No	No	No	No	No	
10-11	250	100	350	No	No	No	No	No	No	No	
11-12	289	116	405	No	No	No	No	No	No	No	
12-13	576	56	632	No	No	No	No	No	No	No	
13-14	494	48	542	No	No	No	No	No	No	No	
14-15	541	53	594	No	No	No	No	No	No	No	
15-16	694	69	763	No	No	No	Yes	No	No	No	
16-17	722	71	793	No	No	No	Yes	No	No	No	
17-18	715	70	785	No	No	No	Yes	No	No	No	
Totals	5311	995	6306	0	0	0	3	0	0	0	

Warrants Volume

Information

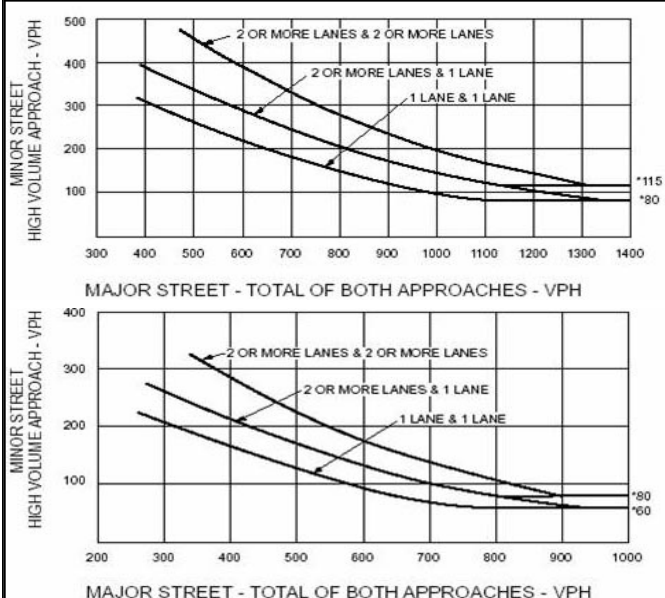
Analyst Agency/Co Date Performed Project ID East/West Street File Name	Transpo - CT 12/22/2008 Alternative 3D Warrants- 3D -Viewcrest.xhy	Intersection Jurisdiction Units Time Period Analyzed North/South Street Major Street	Viewcrest/Chuckanut U.S. Customary North-South
---	---	---	--

Project Description *Alternative 3D*

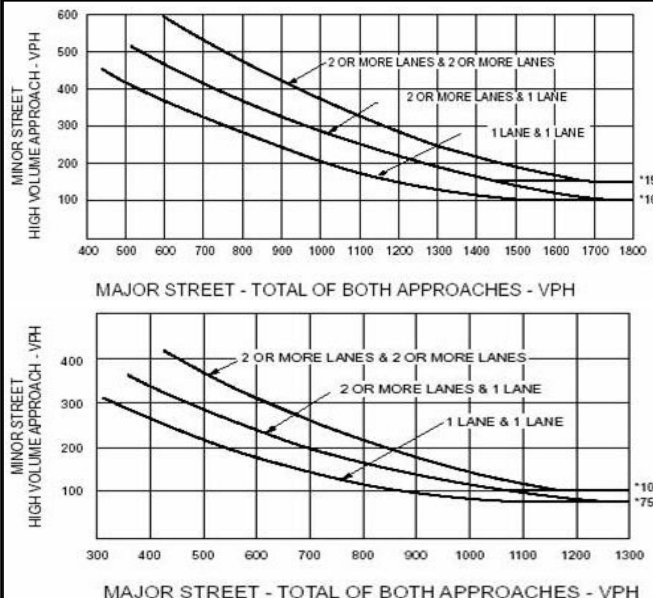
Warrant 1

Condition A - Minimum Vehicular Volume						Condition B - Interruption of Continuous Traffic									
Number of lanes for moving traffic on each approach		Vehicles per hour on major street (total of both approaches)			Vehicles per hour on higher-volume minor-street approach (one direction only)			Number of lanes for moving traffic on each approach		Vehicles per hour on major street (total of both approaches)			Vehicles per hour on higher-volume minor-street approach (one direction only)		
Major Street	Minor Street	100%*	80% ^b	70% ^c	100%*	80% ^b	70% ^c	Major Street	Minor Street	100%*	80% ^b	70% ^c	100%*	80% ^b	70% ^c
1.....	1.....	500	400	350	150	120	105	1.....	1.....	750	600	525	75	60	53
2 or more...	1.....	600	480	420	150	120	105	2 or more...	1.....	900	720	630	75	60	53
2 or more...	2 or more...	600	480	420	200	160	140	2 or more...	2 or more...	900	720	630	100	80	70
1.....	2 or more....	500	400	350	200	160	140	1.....	2 or more....	750	600	525	100	80	70

Warrant 2



Warrant 3



Volume Summary

Hours	Major Street Lanes 2+			Minor Street Lanes 2+		Speed		Population		
	Major Volume	Minor Volume	Total Volume	1A (100%)	1A (80%)	1B (100%)	1B (80%)	2 (100%)	3A (100%)	3B (100%)
06-07	120	45	169	No	No	No	No	No	No	No
07-08	260	96	366	No	No	No	No	No	No	No
08-09	194	71	273	No	No	No	No	No	No	No
09-10	140	52	198	No	No	No	No	No	No	No
10-11	172	64	242	No	No	No	No	No	No	No
11-12	201	74	283	No	No	No	No	No	No	No
12-13	370	122	508	No	No	No	No	No	No	No
13-14	318	106	438	No	No	No	No	No	No	No
14-15	348	115	477	No	No	No	No	No	No	No
15-16	453	149	622	No	No	No	No	No	No	No
16-17	465	154	639	No	No	No	No	No	No	No
17-18	459	152	631	No	No	No	No	No	No	No
Totals	3500	1200	4846	0	0	0	0	0	0	0

Warrants Volume

Information

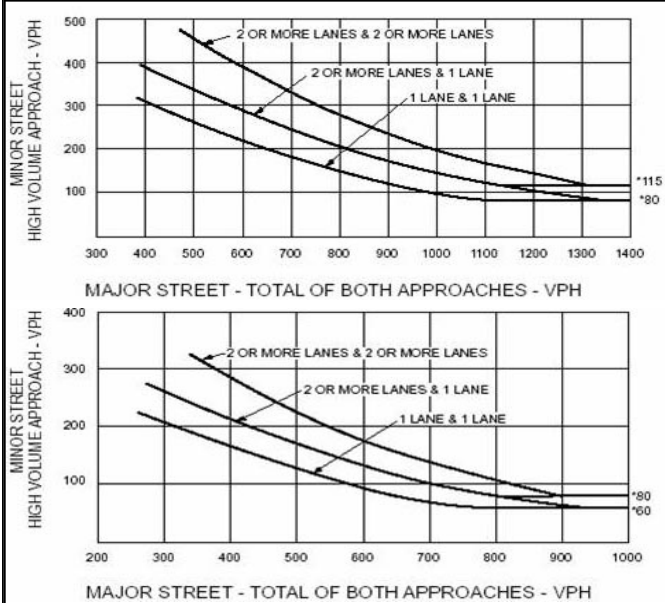
Analyst Agency/Co Date Performed Project ID East/West Street File Name	Transpo - CT 12/22/2008 Alternative 2F Warrants- 3D - 16th.xhy	Intersection Jurisdiction Units Time Period Analyzed North/South Street Major Street	16th St/Chuckanut U.S. Customary North-South
---	---	---	--

Project Description *Alternative 2F*

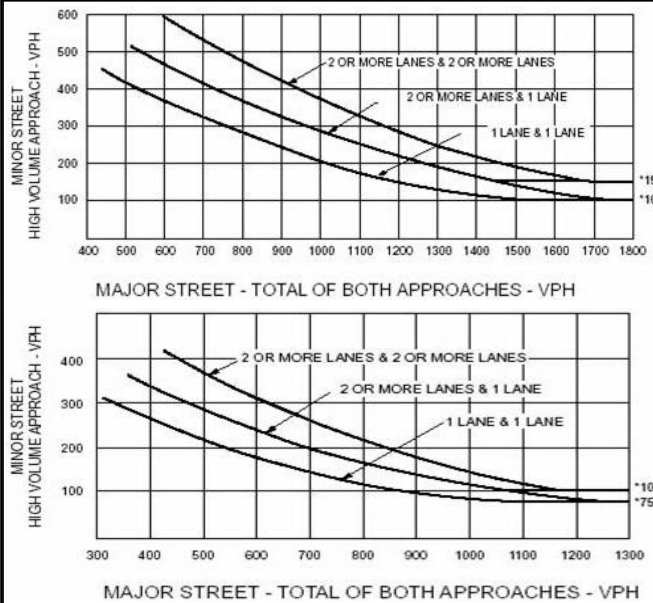
Warrant 1

Condition A - Minimum Vehicular Volume				Condition B - Interruption of Continuous Traffic											
Number of lanes for moving traffic on each approach		Vehicles per hour on major street (total of both approaches)			Vehicles per hour on higher-volume minor-street approach (one direction only)			Number of lanes for moving traffic on each approach		Vehicles per hour on major street (total of both approaches)			Vehicles per hour on higher-volume minor-street approach (one direction only)		
Major Street	Minor Street	100%*	80% ^b	70% ^c	100%*	80% ^b	70% ^c	Major Street	Minor Street	100%*	80% ^b	70% ^c	100%*	80% ^b	70% ^c
1.....	1.....	500	400	350	150	120	105	1.....	1.....	750	600	525	75	60	53
2 or more...	1.....	600	480	420	150	120	105	2 or more...	1.....	900	720	630	75	60	53
2 or more...	2 or more...	600	480	420	200	160	140	2 or more...	2 or more...	900	720	630	100	80	70
1.....	2 or more....	500	400	350	200	160	140	1.....	2 or more....	750	600	525	100	80	70

Warrant 2



Warrant 3



Volume Summary

Hours	Major Street Lanes 1			Minor Street Lanes 1		Speed		Population		
	Major Volume	Minor Volume	Total Volume	1A (100%)	1A (80%)	1B (100%)	1B (80%)	2 (100%)	3A (100%)	3B (100%)
06-07	121	30	151	No	No	No	No	No	No	No
07-08	259	64	323	No	No	No	No	No	No	No
08-09	193	48	241	No	No	No	No	No	No	No
09-10	140	34	174	No	No	No	No	No	No	No
10-11	171	42	213	No	No	No	No	No	No	No
11-12	200	49	249	No	No	No	No	No	No	No
12-13	405	25	430	No	No	No	No	No	No	No
13-14	346	21	367	No	No	No	No	No	No	No
14-15	380	23	403	No	No	No	No	No	No	No
15-16	493	30	523	No	No	No	No	No	No	No
16-17	507	31	538	No	No	No	No	No	No	No
17-18	502	31	533	No	No	No	No	No	No	No
Totals	3717	428	4145	0	0	0	0	0	0	0

Warrants Volume

Information

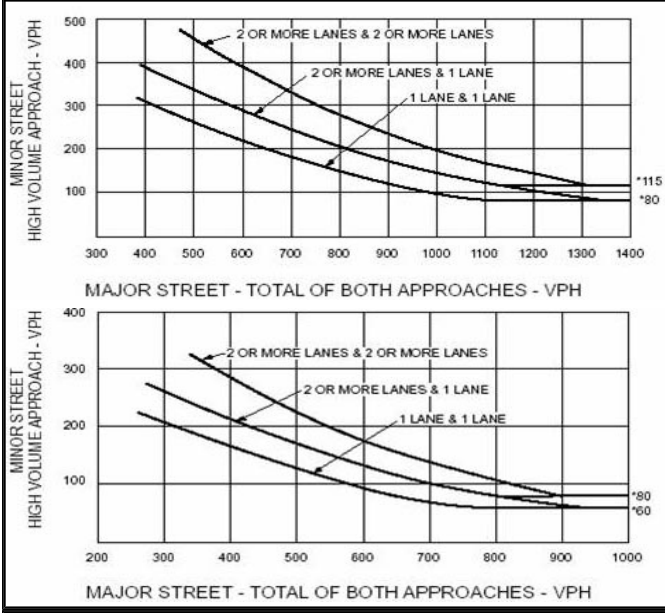
Analyst Transpo - CT	Intersection 24th St/Old Fairhaven
Agency/Co	Jurisdiction
Date Performed 12/22/2008	Units U.S. Customary
Project ID Alternative 3D	Time Period Analyzed
East/West Street	North/South Street
File Name Warrants- 3D -24th.xhy	Major Street East-West

Project Description *Alternative 3D*

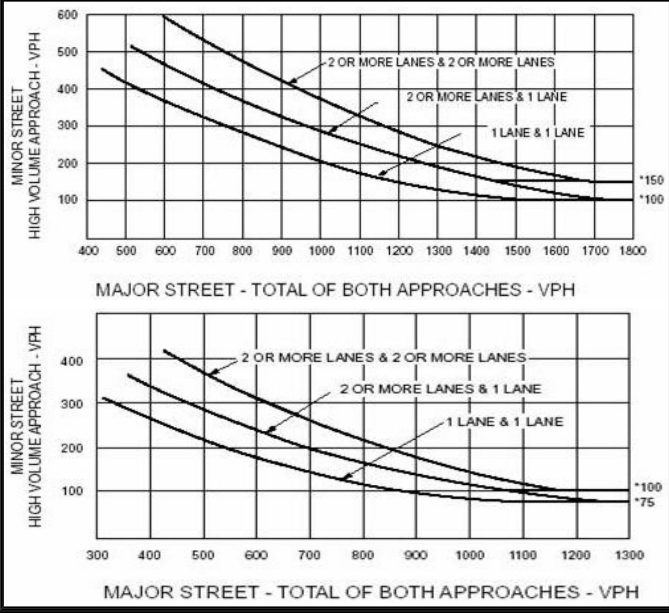
Warrant 1

Condition A - Minimum Vehicular Volume						Condition B - Interruption of Continuous Traffic									
Number of lanes for moving traffic on each approach		Vehicles per hour on major street (total of both approaches)			Vehicles per hour on higher-volume minor-street approach (one direction only)			Number of lanes for moving traffic on each approach		Vehicles per hour on major street (total of both approaches)			Vehicles per hour on higher-volume minor-street approach (one direction only)		
Major Street	Minor Street	100%*	80%*	70%*	100%*	80%*	70%*	Major Street	Minor Street	100%*	80%*	70%*	100%*	80%*	70%*
1.....	1.....	500	400	350	150	120	105	1.....	1.....	750	600	525	75	60	53
2 or more...	1.....	600	480	420	150	120	105	2 or more...	1.....	900	720	630	75	60	53
2 or more...	2 or more...	600	480	420	200	160	140	2 or more...	2 or more...	900	720	630	100	80	70
1.....	2 or more....	500	400	350	200	160	140	1.....	2 or more....	750	600	525	100	80	70

Warrant 2



Warrant 3



Volume Summary

Hours	Major Street Lanes 2+			Minor Street Lanes 2+			Speed		Population		
	Major Volume	Minor Volume	Total Volume	1A (100%)	1A (80%)	1B (100%)	1B (80%)	2 (100%)	3A (100%)	3B (100%)	
06-07	678	130	835	No	No	No	No	No	No	No	
07-08	1453	280	1791	Yes	Yes	Yes	Yes	Yes	No	Yes	
08-09	1080	207	1330	Yes	Yes	Yes	Yes	Yes	No	No	
09-10	781	151	963	No	No	No	Yes	No	No	No	
10-11	964	186	1188	No	Yes	Yes	Yes	No	No	No	
11-12	1121	216	1382	Yes	Yes	Yes	Yes	Yes	No	No	
12-13	1587	182	1839	No	Yes	Yes	Yes	Yes	No	Yes	
13-14	1363	155	1578	No	No	Yes	Yes	Yes	No	No	
14-15	1492	170	1727	No	Yes	Yes	Yes	Yes	No	No	
15-16	1937	221	2243	Yes	Yes	Yes	Yes	Yes	No	Yes	
16-17	1992	227	2307	Yes	Yes	Yes	Yes	Yes	No	Yes	
17-18	1970	224	2281	Yes	Yes	Yes	Yes	Yes	No	Yes	
Totals	16418	2349	19464	6	9	10	11	9	0	5	

Warrants Volume

Information

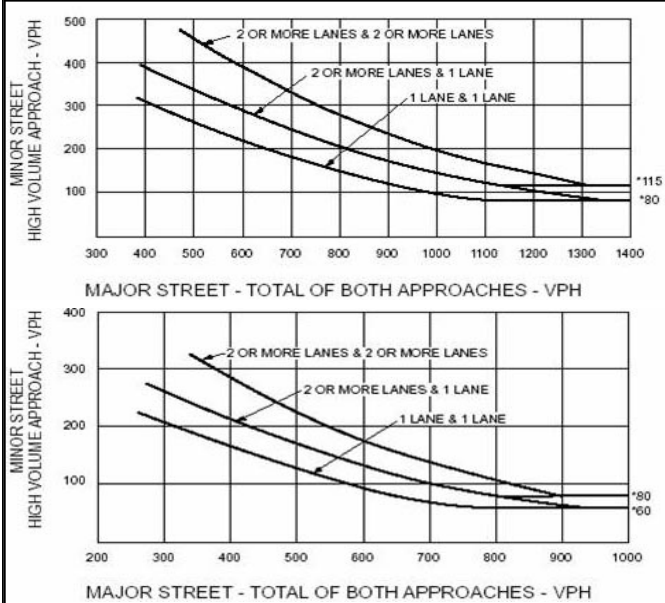
Analyst Transpo - CT	Intersection Viewcrest/Chuckanut
Agency/Co	Jurisdiction
Date Performed 12/22/2008	Units U.S. Customary
Project ID Alternative 4F	Time Period Analyzed
East/West Street	North/South Street
File Name Warrants- 4F -Viewcrest.xhy	Major Street North-South

Project Description *Alternative 4F*

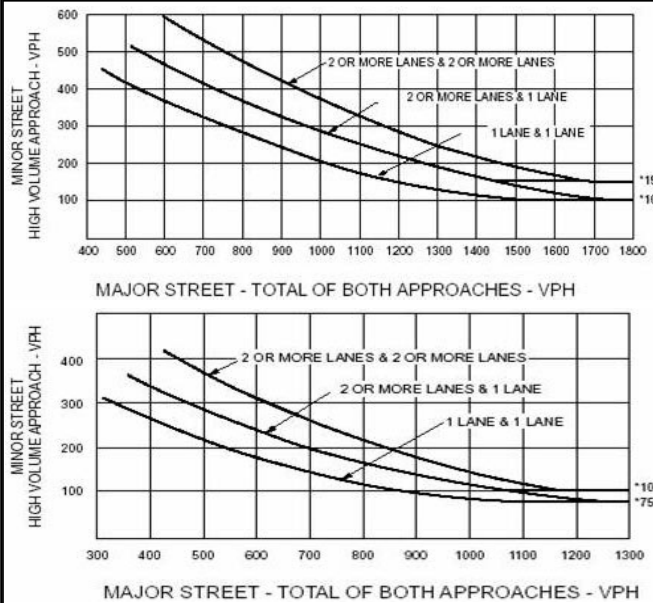
Warrant 1

Condition A - Minimum Vehicular Volume						Condition B - Interruption of Continuous Traffic									
Number of lanes for moving traffic on each approach		Vehicles per hour on major street (total of both approaches)			Vehicles per hour on higher-volume minor-street approach (one direction only)			Number of lanes for moving traffic on each approach		Vehicles per hour on major street (total of both approaches)			Vehicles per hour on higher-volume minor-street approach (one direction only)		
Major Street	Minor Street	100%*	80% ^b	70% ^c	100%*	80% ^b	70% ^c	Major Street	Minor Street	100%*	80% ^b	70% ^c	100%*	80% ^b	70% ^c
1.....	1.....	500	400	350	150	120	105	1.....	1.....	750	600	525	75	60	53
2 or more...	1.....	600	480	420	150	120	105	2 or more...	1.....	900	720	630	75	60	53
2 or more...	2 or more...	600	480	420	200	160	140	2 or more...	2 or more...	900	720	630	100	80	70
1.....	2 or more....	500	400	350	200	160	140	1.....	2 or more....	750	600	525	100	80	70

Warrant 2



Warrant 3



Volume Summary

Hours	Major Street Lanes 2+			Minor Street Lanes 2+			Speed		Population		
	Major Volume	Minor Volume	Total Volume	1A (100%)	1A (80%)	1B (100%)	1B (80%)	2 (100%)	3A (100%)	3B (100%)	
06-07	135	36	175	No	No	No	No	No	No	No	
07-08	292	77	379	No	No	No	No	No	No	No	
08-09	217	57	282	No	No	No	No	No	No	No	
09-10	183	41	230	No	No	No	No	No	No	No	
10-11	157	51	214	No	No	No	No	No	No	No	
11-12	226	60	294	No	No	No	No	No	No	No	
12-13	442	30	488	No	No	No	No	No	No	No	
13-14	379	26	419	No	No	No	No	No	No	No	
14-15	415	29	458	No	No	No	No	No	No	No	
15-16	540	37	597	No	No	No	No	No	No	No	
16-17	555	38	613	No	No	No	No	No	No	No	
17-18	549	38	607	No	No	No	No	No	No	No	
Totals	4090	520	4756	0	0	0	0	0	0	0	

Warrants Volume

Information

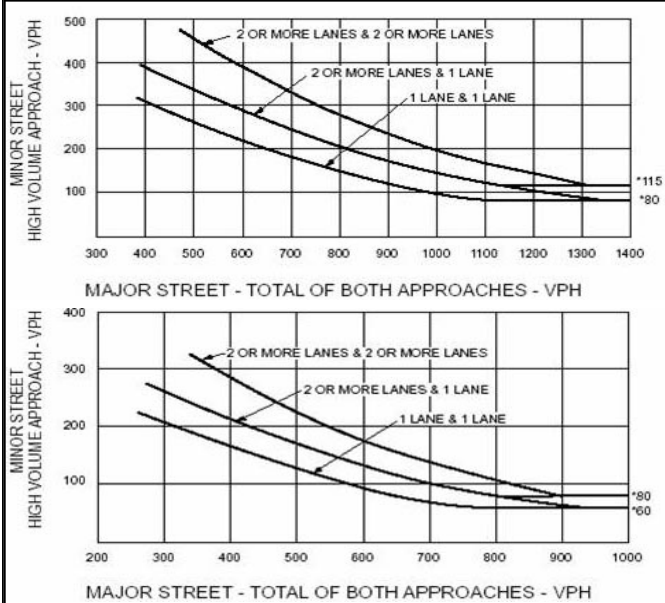
Analyst Transpo - CT	Intersection 16th St/Chuckanut
Agency/Co	Jurisdiction
Date Performed 12/22/2008	Units U.S. Customary
Project ID Alternative 4F	Time Period Analyzed
East/West Street	North/South Street
File Name Warrants- 4F - 16th.thy	Major Street North-South

Project Description *Alternative 4F*

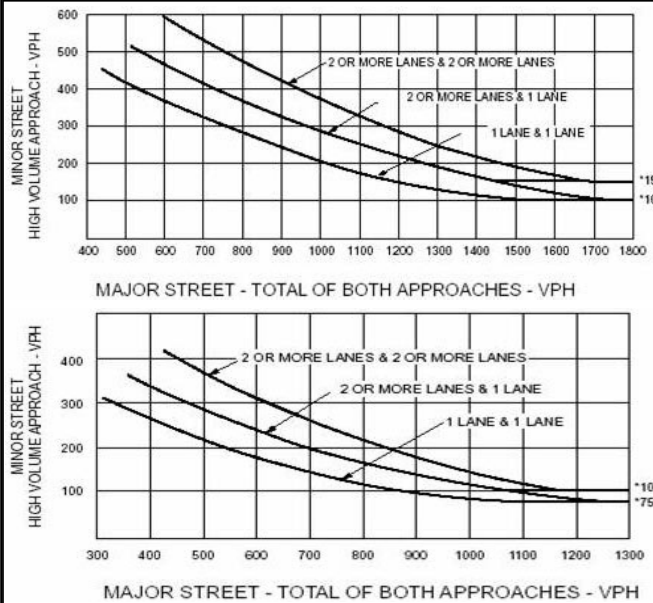
Warrant 1

Condition A - Minimum Vehicular Volume						Condition B - Interruption of Continuous Traffic									
Number of lanes for moving traffic on each approach		Vehicles per hour on major street (total of both approaches)			Vehicles per hour on higher-volume minor-street approach (one direction only)			Number of lanes for moving traffic on each approach		Vehicles per hour on major street (total of both approaches)			Vehicles per hour on higher-volume minor-street approach (one direction only)		
Major Street	Minor Street	100% ^a	80% ^b	70% ^c	100% ^a	80% ^b	70% ^c	Major Street	Minor Street	100% ^a	80% ^b	70% ^c	100% ^a	80% ^b	70% ^c
1.....	1.....	500	400	350	150	120	105	1.....	1.....	750	600	525	75	60	53
2 or more...	1.....	600	480	420	150	120	105	2 or more...	1.....	900	720	630	75	60	53
2 or more...	2 or more...	600	480	420	200	160	140	2 or more...	2 or more...	900	720	630	100	80	70
1.....	2 or more....	500	400	350	200	160	140	1.....	2 or more....	750	600	525	100	80	70

Warrant 2



Warrant 3



Volume Summary

Hours	Major Street Lanes 1			Minor Street Lanes 1			Speed		Population		
	Major Volume	Minor Volume	Total Volume	1A (100%)	1A (80%)	1B (100%)	1B (80%)	2 (100%)	3A (100%)	3B (100%)	
06-07	83	73	156	No	No	No	No	No	No	No	
07-08	177	157	334	No	No	No	No	No	No	No	
08-09	132	117	249	No	No	No	No	No	No	No	
09-10	96	85	181	No	No	No	No	No	No	No	
10-11	117	104	221	No	No	No	No	No	No	No	
11-12	137	121	258	No	No	No	No	No	No	No	
12-13	586	62	648	No	No	No	No	No	No	No	
13-14	504	53	557	No	No	No	No	No	No	No	
14-15	552	58	610	No	No	No	No	No	No	No	
15-16	715	76	791	No	No	No	Yes	No	No	No	
16-17	736	78	814	No	No	No	Yes	No	No	No	
17-18	729	77	806	No	No	No	Yes	No	No	No	
Totals	4564	1061	5625	0	0	0	3	0	0	0	